

# LRS MFPsecure for Canon

## MFPsecure solutions from LRS

**In spite of a predicted paperless work place**, document printing remains an important aspect of most organizations. Businesses often rely on timely, and securely printed documents to keep their operation flowing smoothly.

With multiple brands of printers in the workplace, keeping all your printing secure yet easily accessible can sometimes provide challenges.

LRS<sup>®</sup> MFPsecure<sup>®</sup> solutions provide secure document queuing and release capabilities. No matter what brand of printers you use, LRS works closely with many vendors, including Canon, to ensure our solutions work seamlessly with them.

### How MFPsecure Works

LRS MFPsecure software, coupled with your Canon hardware, routes print jobs to the solution's PersonalQ and holds them there until the user is ready for the job to print on any equipped Canon device in your organization.



Whether your organization uses Canon printers exclusively or employs multiple vendor's devices, MFPsecure from LRS can help you gain the maximum savings possible while simultaneously maintaining optimal security from your Canon fleet of printers.

To the user, the MFPsecure PersonalQ is an output destination that looks like any other device in "Printers and Faxes" on their Windows<sup>®</sup> workstation. The advantage of using the MFPsecure software is that users can retrieve all output that is sitting in their PersonalQ directly from the touchscreen of a Canon multifunction device.

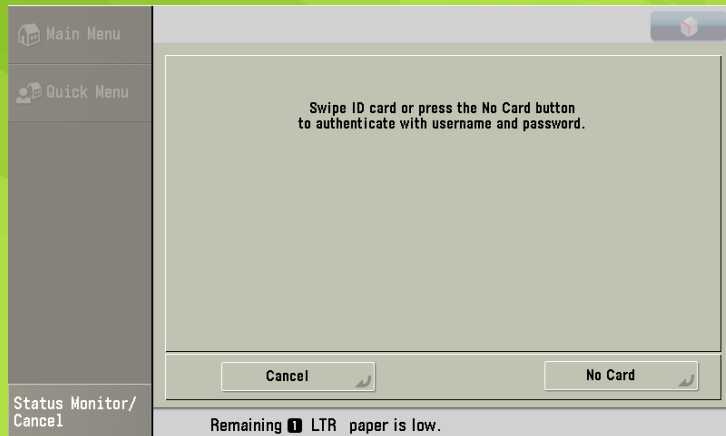
A user can print one, all or individual documents with a single click. The user doesn't need to worry about information being lost before the last page has printed because MFPsecure for Canon provides secure spooling and document delivery capabilities.

### Stay Secure and on Track

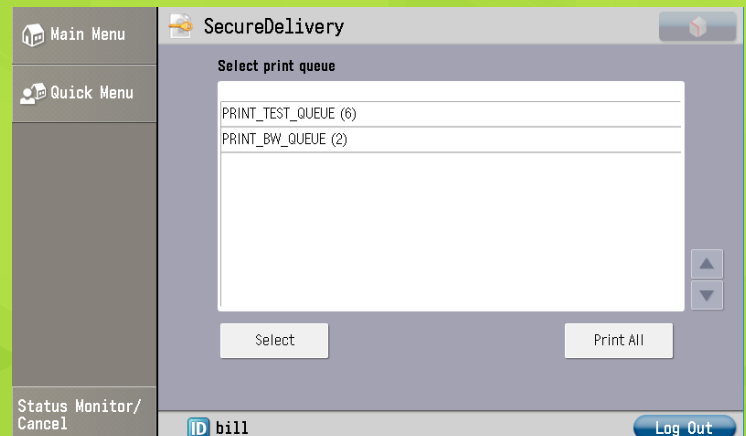
Besides the security and time-saving aspects of MFPsecure for Canon, your organization will also have audit tracking capabilities.

Make the most of your Canon printers and capitalize on the security and convenience that MFPsecure can bring to your enterprise. To learn more about LRS MFPsecure for Canon, contact your LRS account representative or visit [lrsoutputmanagement.com](http://lrsoutputmanagement.com)

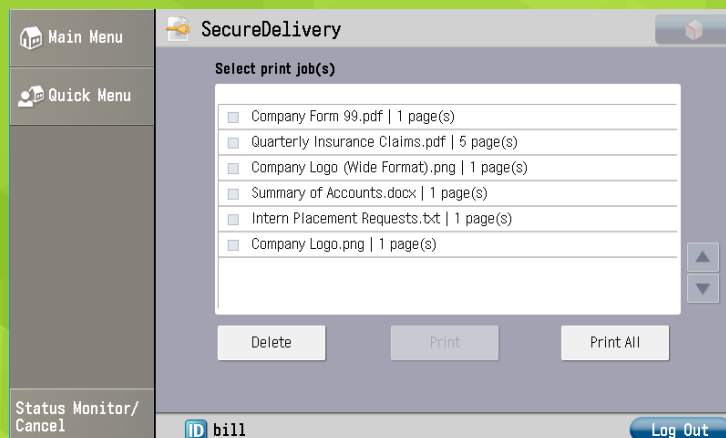
# The basic screens for MFPsecure for Canon



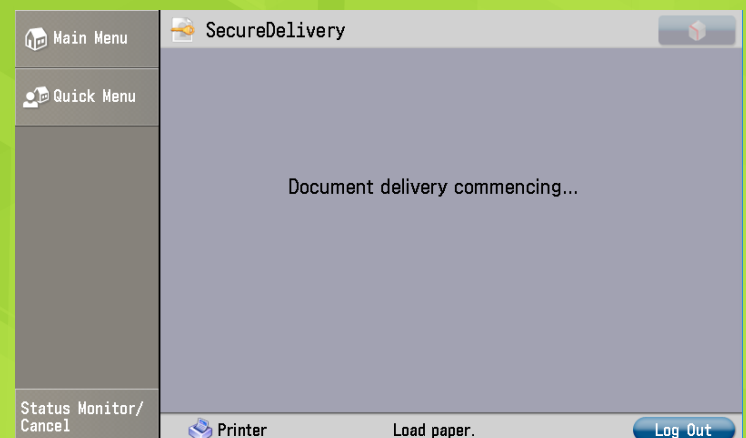
This screen begins the process of initializing print jobs. Users will authenticate their identity with either a card or by entering their credentials to access and print any jobs sitting in their PersonalQ.



These are two different PersonalQs showing users the number of jobs awaiting; one with three jobs and the other with six.



From the Canon device touchscreen, users can choose which jobs to print that are waiting in their PersonalQ.



Once the user has selected which job(s) to print, they will see this screen that shows the job has begun printing.

**Discover the benefits of secure output delivery in your organization.**

Visit [www.LRSOutputManagement.com](http://www.LRSOutputManagement.com) to learn more about LRS output management solutions.



**LRS**<sup>TM</sup>  
OUTPUT MANAGEMENT

[www.LRSOutputManagement.com](http://www.LRSOutputManagement.com)

© Copyright 2017 Levi, Ray & Shoup, Inc. All rights reserved. LRS, the chevron logo, and MFPsecure are registered trademarks of Levi, Ray & Shoup, Inc. Windows is a registered trademark of Microsoft Corporation in the United States and other countries. Canon is a registered trademark of Canon U.S.A. All other trademarks are the property of their respective owners.