

# LRS User Konferenz 2024 Zürich





# Willkommenskaffee



LRS User Konferenz, Zürich

# AGENDA

13:00 – 13:15	Willkommenskaffee	
13:15 – 14:00	Industrietrends und Produkt-Updates	Mark Ladd & Joachim Lang
	Produkt-Updates (Forts.)	
	LRS Support Portal and Knowledge Base	
14:00 – 14:45	Affiliate Printing	Mark Ladd & Joachim Lang
	<ul style="list-style-type: none"><li>• Technischer Überblick</li><li>• Kundenerfahrungen und Umsetzungen</li></ul>	
	Product-Ausblick und Strategien	
14:45 – 15:00	Kaffee & Networking	
15:00 – 15:30	Bundesamt für Informatik und Telekommunikation BIT - Kundenvortrag	Daniel A. Meyer
	SAP Update	
	<ul style="list-style-type: none"><li>• SAP Store</li></ul>	
15:30 – 15:50	<ul style="list-style-type: none"><li>• Rise for SAP</li><li>• BTP Connector</li></ul>	Leo Kaltenhauser
	SAP Public Cloud	
15:50 – 16:20	SFS Group AG - Kundenvortrag	Robert Steiger
		Daniel Heule
16:20 – 16:40	Kaffee & Networking	
16:40 – 17:10	MFPsecure Scan Strategien   User Scan vs. Workflow Scan	Joachim Lang
17:10 – 17:30	Questions for LRS & Zusammenfassung	Leo Kaltenhauser, Joachim Lang, Mark Ladd



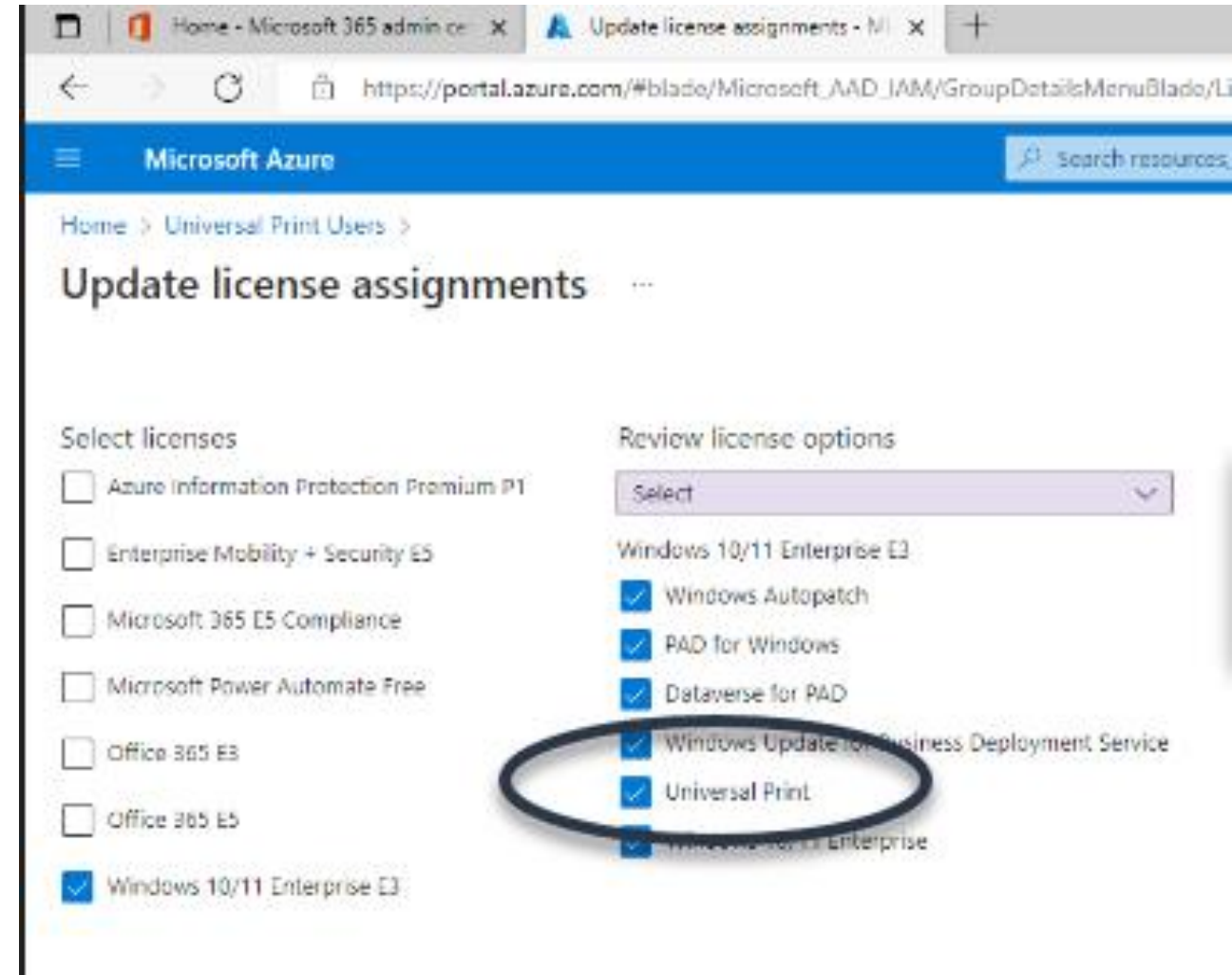
# Industry Trends and LRS Product Update

# What we are seeing in the industry?

- Office 365 enterprise licenses include Microsoft UP. What does that mean to an LRS user?
  - This appears to be a free addition for print. The prices have dropped since introduction
  - What are you seeing in your organizations?
- LRS perspective
  - What is a Microsoft UP certified printer?
  - What is a Microsoft UP print connector?
  - How does this fit with LRS printing?

# Microsoft UP vs VPSX

- All users that print via UP must have an Azure ID and be licensed for it. This can be done via individual, but the better practice is to use Security groups.
- VPSX uses whatever security that you have.
  - AD/Entra/LDAP/OIDC



# Microsoft UP vs VPSX

- Printers must be registered to UP. This appears to be done one at a time from the device or EWS
- VPSX handles deployment.
- Printers must then be assigned to users / groups in UP

The screenshot displays the Lexmark Embedded Web Server interface for a Lexmark C3224dw printer. The top navigation bar includes the Lexmark logo, 'Embedded Web Server', a language selector, and user options for 'Guest' and 'Log In'. The main header shows the printer model 'Lexmark C3224dw', its IP address '192.168.1.19', and contact information. A printer icon is visible in the top right corner.

The interface is divided into several sections:

- Status:** Shows 'Ready' and 'Messages: Tray 1 Low'. There is a search bar and a 'Search' button.
- Select Option:** A sidebar menu with categories: Status, Settings (Device, Print, Paper, Network/Ports, Security, Reports), and Site Map.
- Network/Ports:** A tree view of configuration options including Network Overview, Wireless, Wi-Fi Direct, AirPrint, Ethernet, TCP/IP, SNMP, IPsec, 802.1x, LPD Configuration, HTTP/FTP Settings, USB, Restrict external network access, and Universal Print.
- Status:** A section indicating 'Device is not currently registered with Universal Print.'
- Registration:** A form with 'Printer Name' set to 'Lexmark C3224dw' and a 'Register' button.
- Verification:** A message stating 'To complete the registration process, please visit <https://www.microsoft.com/device/login> and enter the code below:'. Below this, a text input field contains the code 'AVY723SAK', which is circled in red. A 'Copy' button is next to the field, and a note says 'This code is valid for 15 minutes'.

A blue callout box in the bottom left corner contains the text: 'To complete registration, Allan needs to verify using the code provided. Select Copy.' Below this box are navigation buttons for 'Previous', '6/33', and 'Next'.

# Microsoft UP vs. VPSX

- Printers / connectors always pull from UP
- VPSX can push to devices securely or jobs can be pulled via MFPsecure Internet Print facilities
- Microsoft UP prints jobs from macOS via an app, Mobile via OneDrive, Windows 11, and from Office 365
- VPSX prints from all these places as well as applications, other operating system platforms, and really anywhere



# Microsoft Windows Protected Print Mode

- Introduced with Windows 11 24H2 (October 2024)
- Off by default, but can be enabled by users or Group Policy
- Will immediately remove all third party print drivers (V3 and V4) and associated printers if enabled!
  - Recommendation is to not enable when using PPM
- Suitable only for IPP print to Mopria certified devices and MUP, which has been Mopria certified just recently
- Further research ongoing by LRS



# Microsoft 365

- Are you seeing questions around UP in your organization?
- Is Office 365 part of your daily work?



- How are you using AI?
- Do you see it in effecting the print arena?
- A few comments on LRS and AI



# AI: Typical LRS use cases

- Predictive maintenance for hardware (MPS vendors)
- Rules-based routing of documents (automation)
- Analysis of audit data and trends – Mission Control and Azure Data Analytics
- Data Loss Detection / Prevention – identification and reporting of sensitive document content (print and scan)
  - LRS can provide function to capture & view print and scan to PageCenterX and/or send text-readable PDF to customer's AI system

# Security

- Continued focus on zero trust, with increased use of 'internet only' and affiliate printing options by LRS customers
- Increase in penetration testing, compliance questionnaires (NIS2, etc) from LRS customers and partners
- Increased requirement for 'locked down' implementations

# Infrastructure strategies

- Repatriation?
- On-prem, private Cloud?
- SaaS
- Hybrid model
- Containers

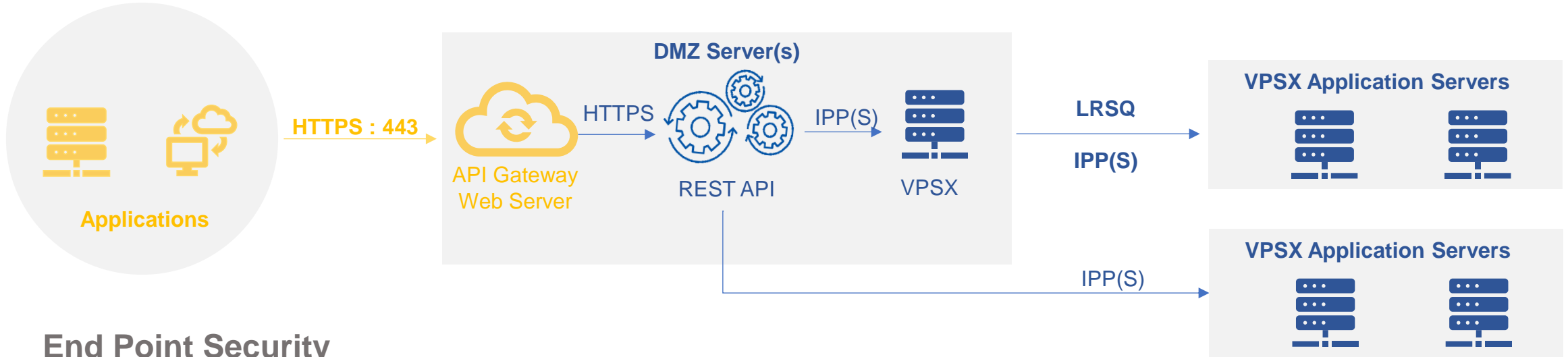


# Requests for REST API

1. Simple method to submit print jobs and query job status
2. Install nothing on the remote client
  - Avoid administration to install / maintain LRSQ, Java API or IPP API on application server
  - Azure Functions use-case – no DLLs can be installed
  - Customer developed IPP client too complex
3. Secure
  - User Authentication
  - Encryption over network
  - User inclusion / exclusion lists?
  - File Type inclusion / exclusion lists?
4. Application Printing only
  - Use PPM or LRS Print App for user printing functions
  - Requires VPSX/Enterprise license for push print queues

Customer Security

Assumed Authorised traffic



## End Point Security

Controlled by API Gateway/Web Server by Customer

Options include

- Certificates
- OIDC
- Windows Auth
- Basic
- API Key
- None!



## SubmitJob - POST

## Body

```
{
  "owner": "me@mydomain.com",
  "fileName": "Interesting Test Print",
  "vpsxPrinter": "ipp://simpleprint.mydomain.com:631/PRT001",
  "printData": "SW50ZXJlc3RpbmVzZCBQcmludA==",
  "jobAttributes": {"userData01": "some userdata", "userData02": "another value"}
}
```

Parameter	Type	Description
<b>Owner</b>	String	Required owner of the print job
<b>fileName</b>	String	Document Name
<b>vpsxPrinter</b>	String	Uri of the desired VPSX Printer
<b>printData</b>	String	Base64 encoded print data
<b>jobAttributes</b>	JSON[]	JSON object of additional job attributes (optional)

## SubmitJob - POST

## Additional Job Attributes

Class	FormDef
Classification	Hold
Color	JobName
Copies	PageDef
Delegate	PageSize
Duplex	Title
Form	UserData01..16
Format	

## SubmitJob - POST

## JSON Response

```
{  
  "accepted": true,  
  "vpsxSpoolRef": "ipp://simpleprint.mydomain.com:631/PRT001/928968",  
  "globalID": "e15ac142-53f1-491b-aa11-7fc4feb12fcf",  
  "errorMsg": ""  
}
```

```
{  
  "accepted": false,  
  "vpsxSpoolRef": "",  
  "globalID": "",  
  "errorMsg": "Printer FW-EMEAh is not defined"  
}
```

```
{  
  "accepted": false,  
  "vpsxSpoolRef": "",  
  "globalID": "",  
  "errorMsg": "The input is not a valid Base-64 string"  
}
```

## JobStatus - Get

## Get Request

<https://<servername>/<AppFolder>/JobStatus?VPSXSpoolRef=<spoolref> &GlobalID=<global ID>>

## Response

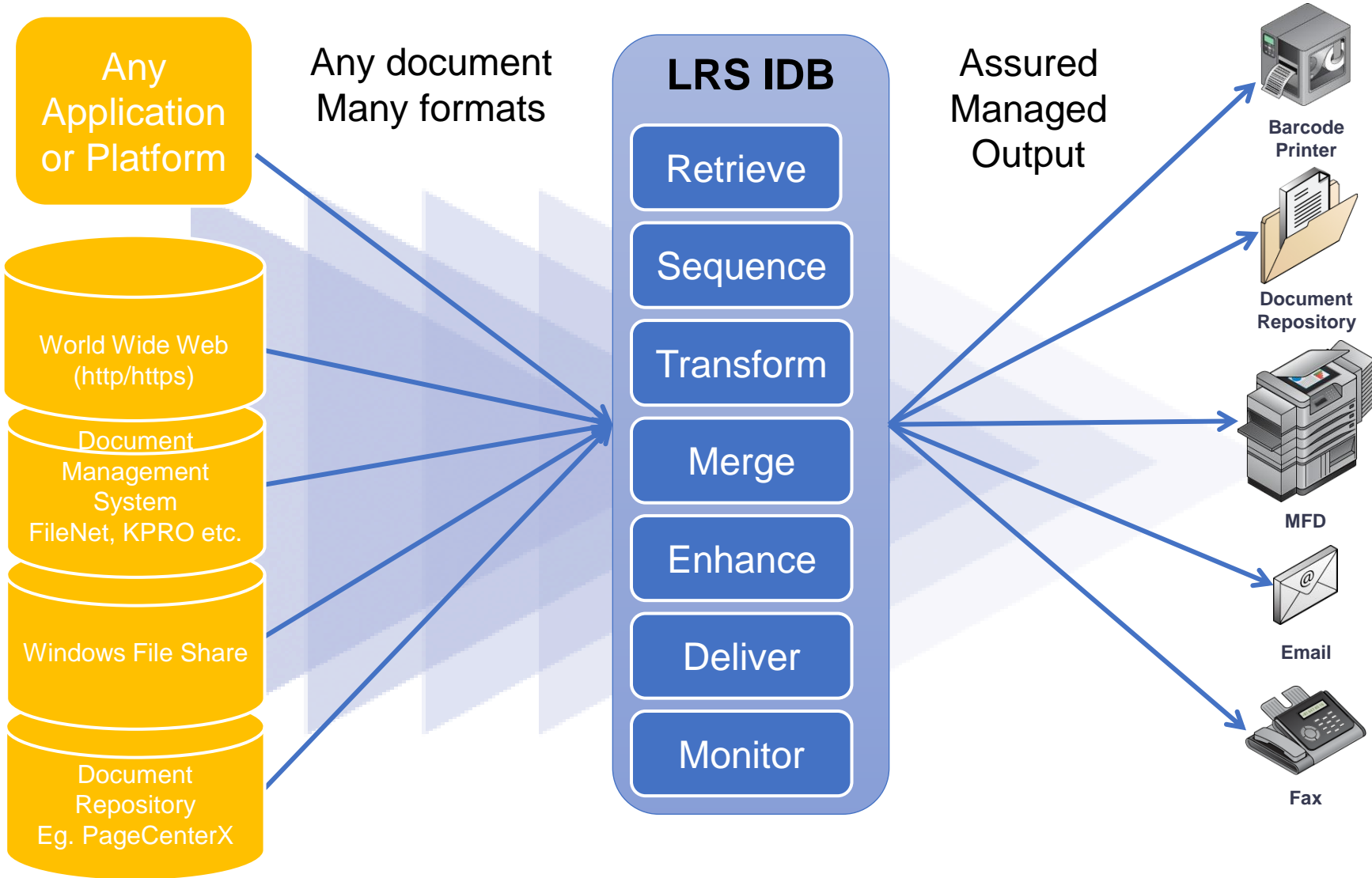
```
{  
  "owner": "submitterName@mydomain.com",  
  "fileName": "Test Print",  
  "jobStatus": "Held",  
  "created": "23:30:29 May/06/2024",  
  "printed": "N/A",  
  "error": ""  
}
```

# Document Bundling

- Many examples this year: healthcare, logistics, retail, etc
- Solutions based on either LRS Intelligent Document Bundling or Customer Scripts (professional services)




# LRS Intelligent Document Bundling



Masking

Printer	Location	Status	Printer Long Name	Queued	Retained	Printer Group	Properties
<a href="#">CH-POOL-QUEUE</a>	1101	Idle	Chessington	2	0	CH_USER	
<a href="#">CH-PRT-01</a>		Idle	0021B7FFB4B1 (Laser printer)	0	0	CH_USER	
<a href="#">CH-PRT-02</a>		Idle	0021B7DF828E (Laser printer)	0	0	CH_USER	
<a href="#">CO-POOL-QUEUE</a>	1121	Idle	Coatbridge	0	0	CO_USER	
<a href="#">CO-PRT-01</a>		Idle	0021B7FF6CFB (Laser printer)	0	0	CO_USER	
<a href="#">CO-PRT-02</a>		Idle	0021B7DF821F (Laser printer)	0	0	CO_USER	
<a href="#">CR-POOL-QUEUE</a>	1102	Idle	Croydon	0	0	CR_USER	
<a href="#">CR-PRT-01</a>		Idle	0021B7DF82F7 (Laser printer)	0	0	CR_USER	
<a href="#">CR-PRT-02</a>		Idle	0021B7DF82B9 (Laser printer)	0	0	CR_USER	
<a href="#">EVENT_QUEUE_1101</a>		Idle	Event queue for Chessington	0	0	CH_SYS	
<a href="#">EVENT_QUEUE_1102</a>		Idle	Event queue for Croydon	0	0	CR_SYS	



Current folder path: [root] / WAREHOUSES / CH / CONTROL / ROUTES / 23MAR21\_2 /

Show: Folders/Documents

Locate: Document  Go

File Advanced Add to Favorites Add Folder Upload Options

<input type="checkbox"/> Name	Warehouse	Route	Shift	Delivery Group	RunTime	Departure	Command	Regeneration	Status
<span>← (up one level)</span>									
<input type="checkbox"/> ROUTE_051.CNTL	CH	051	2	2A	10:45	11:32		REGENERATION	Scheduled
<input type="checkbox"/> ROUTE_052.CNTL	CH	052	2	2A	10:10	11:30			Scheduled
<input type="checkbox"/> ROUTE_102.CNTL	CH	102	2	2B	10:35	11:30			Scheduled
<input type="checkbox"/> ROUTE_103.CNTL	CH	103	2	2B	10:35	11:30			Scheduled
<input type="checkbox"/> ROUTE_111.CNTL	CH	111	2	5A	11:10	11:30			Scheduled
<input type="checkbox"/> ROUTE_112.CNTL	CH	112	2	5A	11:10	11:30			Scheduled
<input type="checkbox"/> ROUTE_113.CNTL	CH	113	2	5A	11:10	11:30			Scheduled
<input type="checkbox"/> ROUTE_114.CNTL	CH	114	2	5A	11:10	11:30			Scheduled
<input type="checkbox"/> ROUTE_115.CNTL	CH	115	2	5A	11:10	11:30			Scheduled
<input type="checkbox"/> ROUTE_116.CNTL	CH	116	2	5A	11:10	11:30			Scheduled
<input type="checkbox"/> ROUTE_117.CNTL	CH	117	2	5A	11:10	11:30			Scheduled
<input type="checkbox"/> ROUTE_201.CNTL	CH	201	2	5B	11:37	12:30			Scheduled
<input type="checkbox"/> ROUTE_202.CNTL	CH	202	2	5B	11:37	12:30			Data ready
<input type="checkbox"/> ROUTE_203.CNTL	CH	203	2	5B	11:37	12:30		REGENERATION	Scheduled
<input type="checkbox"/> ROUTE_204.CNTL	CH	204	2	5B	11:37	12:30			Scheduled
<input type="checkbox"/> ROUTE_206.CNTL	CH	206	2	5C	11:52	13:00			Scheduled
<input type="checkbox"/> ROUTE_207.CNTL	CH	207	2	5C	11:52	13:00			Scheduled
<input type="checkbox"/> ROUTE_208.CNTL	CH	208	2	5C	11:52	13:00			Scheduled
<input type="checkbox"/> ROUTE_209.CNTL	CH	209	2	5C	11:52	13:00			Scheduled
<input type="checkbox"/> ROUTE_210.CNTL	CH	210	2	5C	11:52	13:00			Scheduled

Top of List View Next Selected: 0  Remember Selection





Current folder path: [root] / WAREHOUSES / CH / CONTROL / ROUTES / 23MAR21\_2 /

Show: Folders/Documents

Locate: Document  Go

File Advanced Add to Favorites Add Folder Upload Options

<input type="checkbox"/> Name	Warehouse	Route	Shift	Delivery Group	RunTime	Departure	Command	Regeneration	Status
<a href="#">(up one level)</a>									
<input type="checkbox"/> ROUTE_051.CNTL	CH	051	2	2A	10:45	11:32	--		Printing Complete
<input type="checkbox"/> ROUTE_052.CNTL	CH	052	2	2A	10:10	11:30	--		Printing Complete
<input type="checkbox"/> ROUTE_102.CNTL	CH	102	2	2B	10:35	11:30	--		Printing Complete
<input type="checkbox"/> ROUTE_103.CNTL	CH	103	2	2B	10:35	11:30	--		Bundle Submitted
<input type="checkbox"/> ROUTE_111.CNTL	CH	111	2	5A	11:10	11:30	--		Bundle Submitted
<input type="checkbox"/> ROUTE_112.CNTL	CH	112	2	5A	11:10	11:30	--		Bundle Submitted
<input type="checkbox"/> ROUTE_113.CNTL	CH	113	2	5A	11:10	11:30	--		Bundle Submitted
<input type="checkbox"/> ROUTE_114.CNTL	CH	114	2	5A	11:10	11:30	--		Printing Complete
<input type="checkbox"/> ROUTE_115.CNTL	CH	115	2	5A	11:10	11:30	--		Bundle Submitted
<input type="checkbox"/> ROUTE_116.CNTL	CH	116	2	5A	11:10	11:30	--		Bundle Submitted
<input type="checkbox"/> ROUTE_117.CNTL	CH	117	2	5A	11:10	11:30	--		Bundle Submitted
<input type="checkbox"/> ROUTE_201.CNTL	CH	201	2	5B	11:37	12:30			Scheduled
<input type="checkbox"/> ROUTE_202.CNTL	CH	202	2	5B	11:37	12:30			Scheduled
<input type="checkbox"/> ROUTE_203.CNTL	CH	203	2	5B	11:37	12:30			Scheduled
<input type="checkbox"/> ROUTE_204.CNTL	CH	204	2	5B	11:37	12:30			Scheduled
<input type="checkbox"/> ROUTE_206.CNTL	CH	206	2	5C	11:52	13:00			Scheduled
<input type="checkbox"/> ROUTE_207.CNTL	CH	207	2	5C	11:52	13:00			Scheduled
<input type="checkbox"/> ROUTE_208.CNTL	CH	208	2	5C	11:52	13:00			Scheduled
<input type="checkbox"/> ROUTE_209.CNTL	CH	209	2	5C	11:52	13:00			Scheduled
<input type="checkbox"/> ROUTE_210.CNTL	CH	210	2	5C	11:52	13:00			Scheduled

Top of List View Next Selected: 0  Remember Selection

Printers

AH\_CHESSINGTON

Output Queue (11)

Retained Queue (0)

Configure

Log

PersonalQs

MFPsecure

Mobile Connector

Innovate/Audit

Print Server

Gateway

Security

Web

Apps

● **AH\_CHESSINGTON** MPVPS3  
Idle - Not-Responding

Command ▾

Bulk Actions ▾

Queue Command ▾

Table Columns ▾

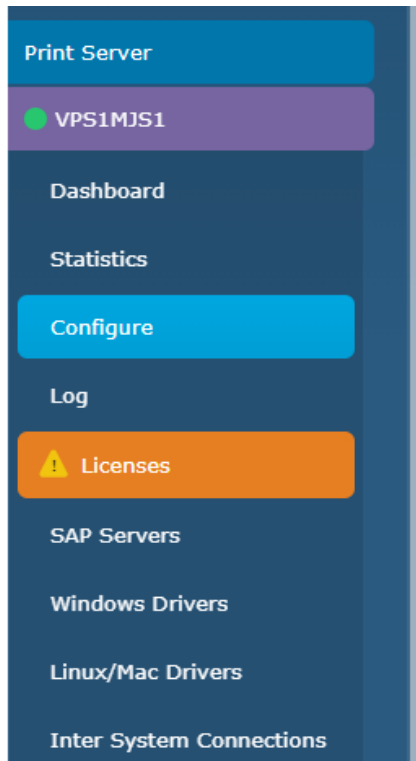
|< < > >|  
1 → 8 (11)

Job upload

Refresh

Pool ID	Bytes	Copies	Creation Time	Data Type	Pages	Filename	Job Status	Origin	Title
<a href="#">00106726</a>	251150	1	2024/01/23 16:04:25	PCL	122	(CH) Bundled route 052	Held	API	Delivery
<a href="#">00106727</a>	413787	1	2024/01/23 16:05:47	PCL	199	(CH) Bundled route 051	Held	API	Delivery
<a href="#">00106729</a>	85956	1	2024/01/23 16:06:20	PCL	46	(CH) Bundled route 102	Held	API	Delivery
<a href="#">00106731</a>	90341	1	2024/01/23 16:06:40	PCL	50	(CH) Bundled route 114	Held	API	Delivery
<a href="#">00106733</a>	59797	1	2024/01/23 16:06:55	PCL	33	(CH) Bundled route 103	Held	API	Delivery
<a href="#">00106736</a>	101325	1	2024/01/23 16:06:58	PCL	56	(CH) Bundled route 111	Held	API	Delivery
<a href="#">00106738</a>	114425	1	2024/01/23 16:07:02	PCL	58	(CH) Bundled route 112	Held	API	Delivery
<a href="#">00106739</a>	94116	1	2024/01/23 16:07:05	PCL	52	(CH) Bundled route 115	Held	API	Delivery

# Product updates - VPSX



## \* Access point

hw10764.lrsinc.org

*This is the address of the access point in the load balancer or cluster. It can either be the hostname or the fully qualified domain name.*

## \* This Node

hw10764.lrsinc.org

*This is the address of the node in the load balancer or cluster. It can either be the hostname or the fully qualified domain name.*

## \* Other Nodes

*These are the addresses of the other nodes in the load balancer that this server needs to interact with. A node can either be a hostname or a fully qualified domain name.*

hw07068

lrseoma3

Product updates

## HA / Parallel processing Awareness

Clients like PPM and the VPSX Print App can retrieve job information across all VPSX nodes Today

# Product Updates - VPSX

*This is the address of the access point in the load balancer or cluster. It can either be the hostname or the fully qualified domain name.*



## \* This Node

eomepicr3.lrsinc.org

*This is the address of the node in the load balancer or cluster. It can either be the hostname or the fully qualified domain name.*



## \* Other Nodes

*These are the addresses of the other nodes in the load balancer that this server needs to interact with. A node can either be a hostname or a fully qualified domain name.*

Remove

Add



Process jobs from all nodes

A static list of five other VPSX nodes was allowed before. That list has been increased to 10, and the UI allows for addition of these without the static list.

# Product Updates - VPSX

## Options

only detect data type of binary files  
ignore spool file separator attribute  
do not pass events to external command  
process FORMAT attribute for all jobs  
ignore PageCopies attribute in PCL6

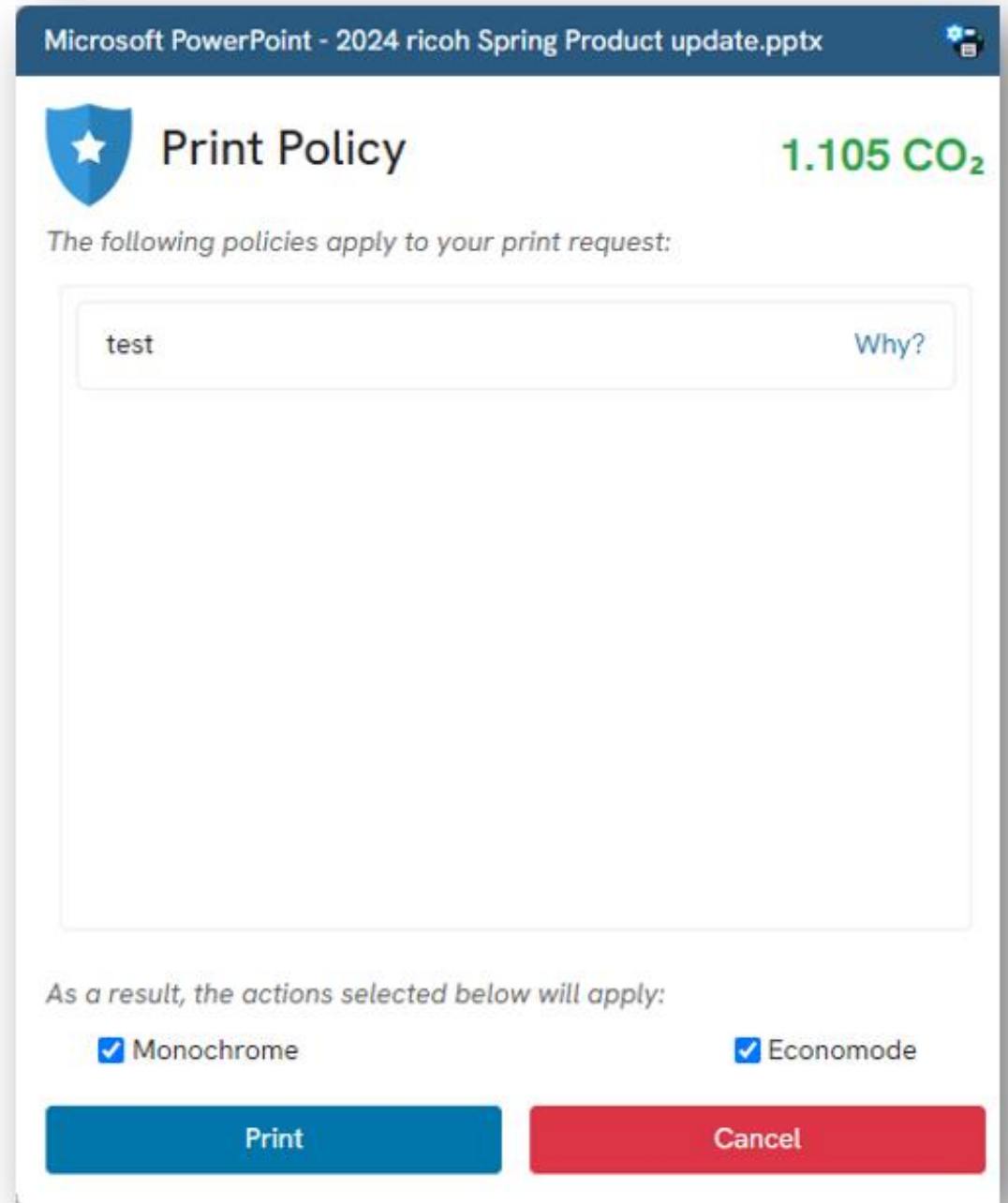
- Send jobs regardless of device status
- Do not increment retry interval
- Disable remote print server status feedback
- Do not process jobs until all printers are active
- Treat all document delivery errors as retryable conditions

---

Job retries are enhanced

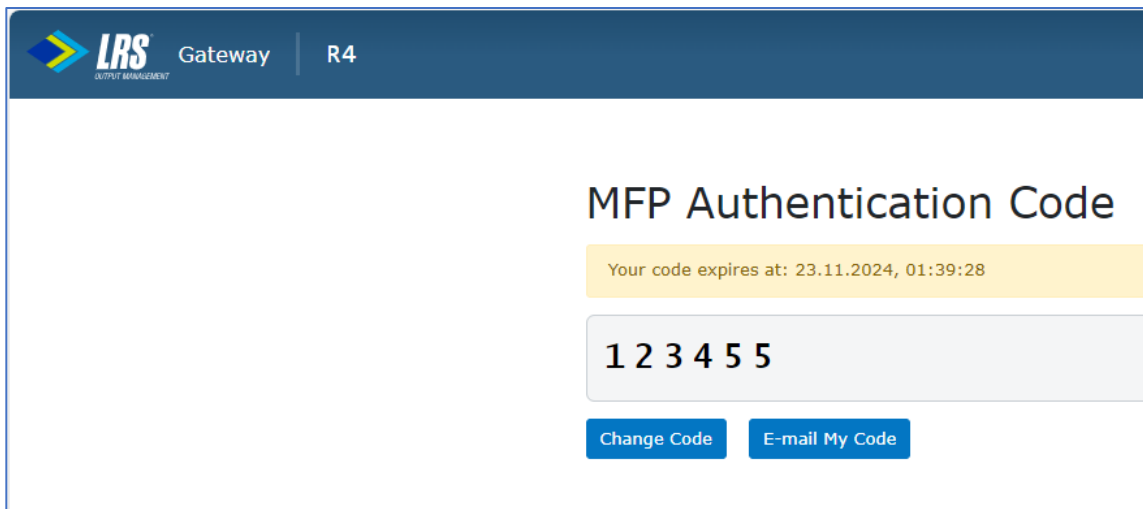
# Product Updates - PPM

- Added support for Windows ARM64 platform
  - Note – Drivers are not necessarily ARM compatible – VPSX differentiation?
- Added a CO<sub>2</sub> based cost enhancement to the Policy enforcement
- More control over printer naming in PPM

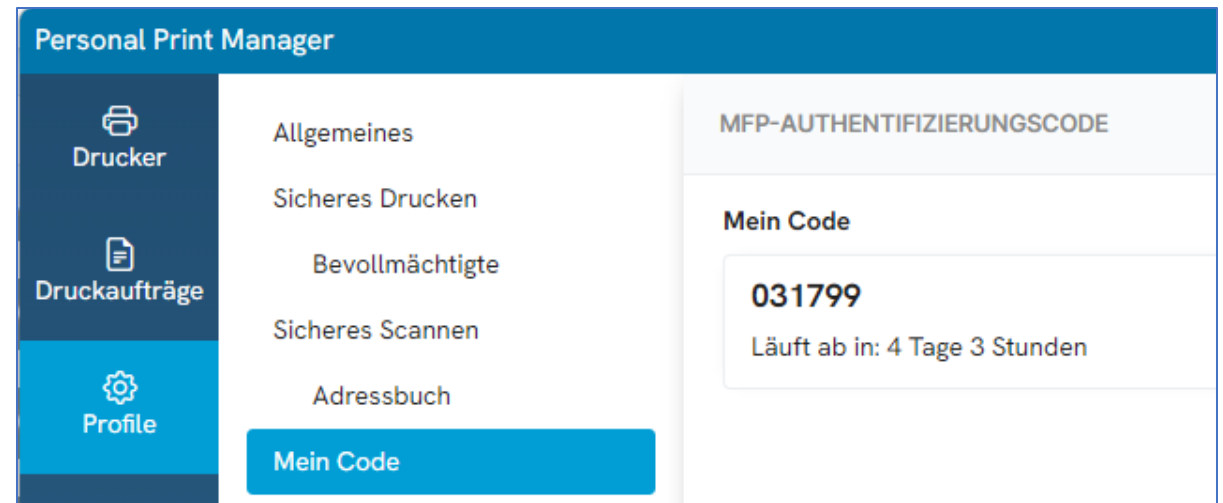


# Product Updates - MFPsecure

- Improved device-based accounting dependability
- Added Internet only print and scan to Konica Minolta agent
- Added support for MFP authentication code expiration
  - This required updates in PPM and LRS/Gateway



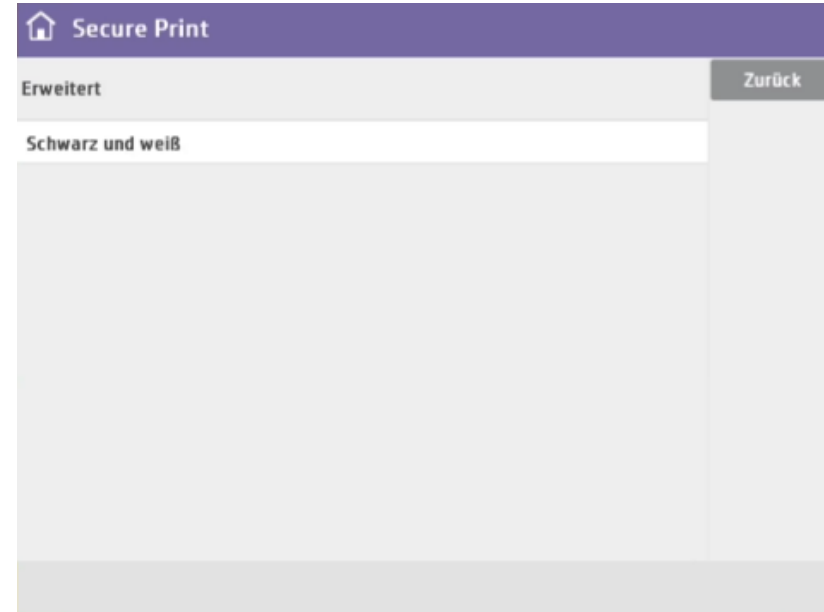
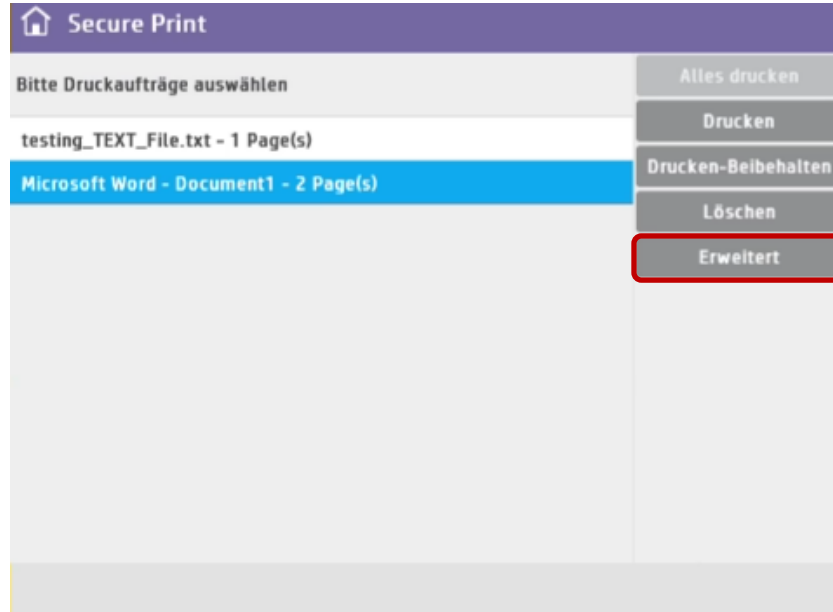
The screenshot shows the LRS Gateway interface for MFP authentication. The header includes the LRS logo and 'Gateway R4'. The main content area is titled 'MFP Authentication Code'. Below the title, a yellow banner indicates 'Your code expires at: 23.11.2024, 01:39:28'. A large input field contains the code '1 2 3 4 5 5'. At the bottom, there are two buttons: 'Change Code' and 'E-mail My Code'.



The screenshot shows the 'Personal Print Manager' interface. The header is 'Personal Print Manager'. The left sidebar has three main sections: 'Drucker' (Printer), 'Druckaufträge' (Print Jobs), and 'Profile'. The main content area lists several options: 'Allgemeines', 'Sicheres Drucken', 'Bevollmächtigte', 'Sicheres Scannen', and 'Adressbuch'. A 'Mein Code' button is highlighted. On the right, a panel titled 'MFP-AUTHENTIFIZIERUNGSCODE' displays 'Mein Code' as '031799' and 'Läuft ab in: 4 Tage 3 Stunden'.

# Product Updates - MFPsecure

- Added support for advanced printer options at release time (force mono/duplex) for MFPsecure/Print
  - This allows for making changes at the device
  - Ricoh, HP, others will be added





# Product Updates - MFPsecure

- Updated the Scan UI to make functions available from the VPSX UI
- Most functions are included with more being added with each release
  - Profiles
  - Previews
- A few are not
  - Bates stamping
- Multiple enhancements to MFPsecure/Scan Pro OCR
  - Improved color detection, compression, additional language packs

Add Profile

Device Demo

Profiles Data sources User Manager Advanced

## Profiles

Sort Filter + Add

Disabled



Copy of File



Not supported by VPSX Admin App



AddressBook



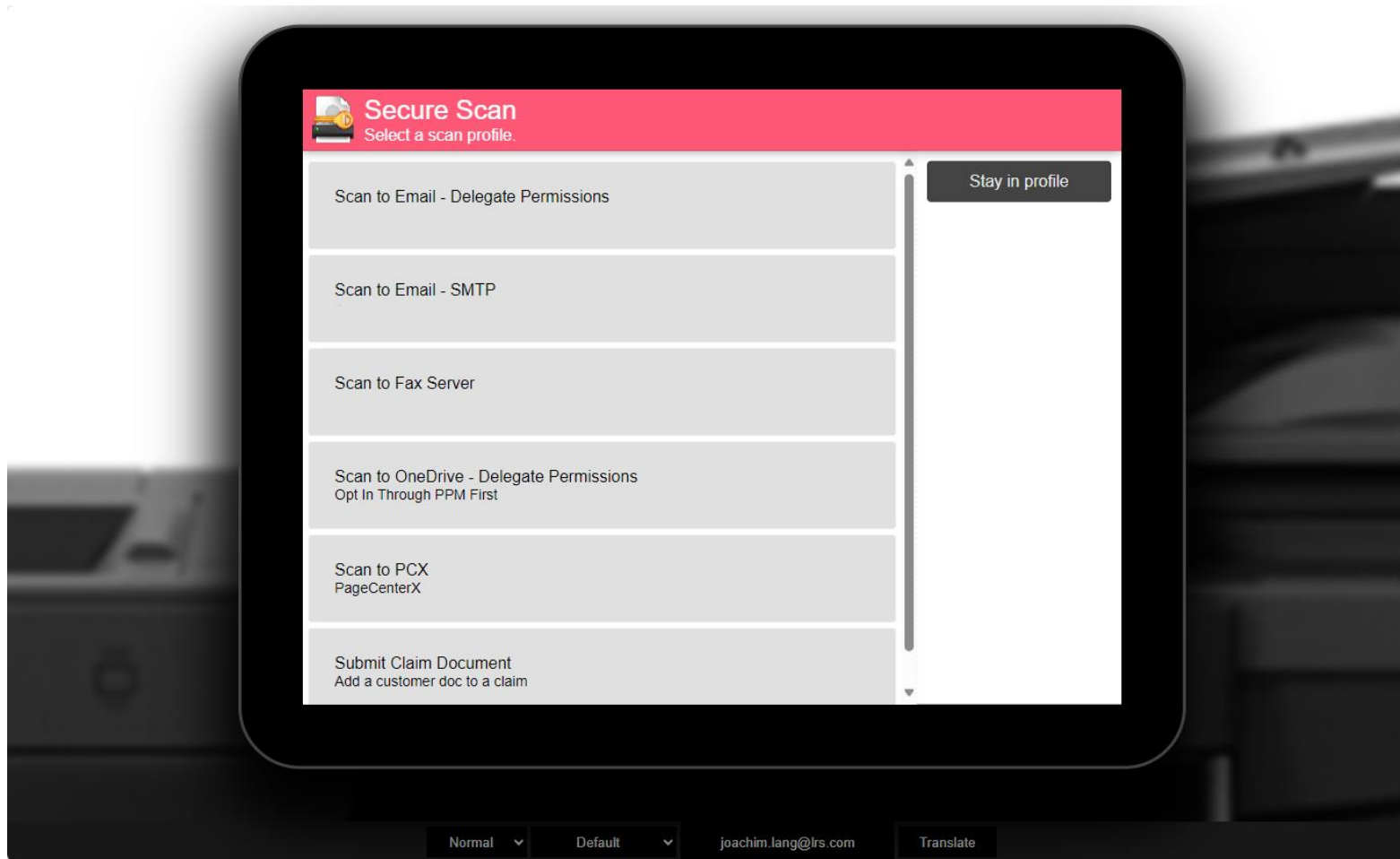
File



ScnToMyEmail



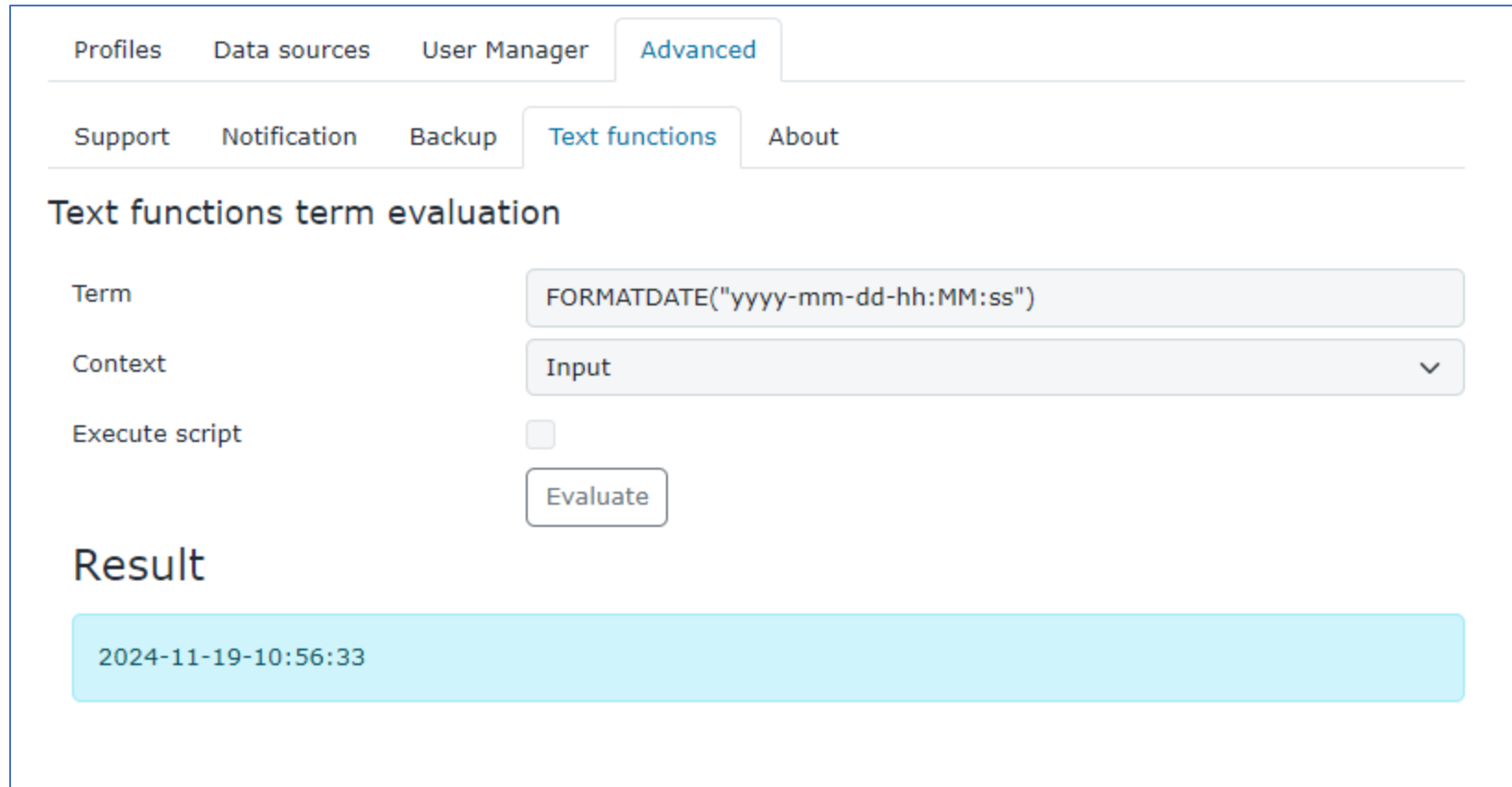
# Product Updates - MFPsecure



# Scan UI

# Cool new things in the UI

- Ability to test functions directly from the web interface



The screenshot shows a web interface for testing text functions. At the top, there are navigation tabs: Profiles, Data sources, User Manager, and Advanced (selected). Below that, there are more tabs: Support, Notification, Backup, Text functions (selected), and About. The main section is titled 'Text functions term evaluation'. It contains a 'Term' input field with the value 'FORMATDATE("yyyy-mm-dd-hh:MM:ss")', a 'Context' dropdown menu set to 'Input', and an 'Execute script' checkbox which is unchecked. Below these is an 'Evaluate' button. The 'Result' section shows the output '2024-11-19-10:56:33' in a light blue box.

# Cool new things in the UI

- Page segmentation for enhanced document analysis
- Option to only show profiles to non-logged in users

# Things not in the new UI

- Input Types currently not in UI
  - Built In List Fields
  - SharePoint Managed Metadata
  - Advanced Folder Search
- Processing Types currently not in UI
  - Zonal OCR
  - Bates Stamping
  - Watermarking
  - Page Numbering

# SharePoint Delegate Permission Req

To use Delegated Permissions for Secure Scan the following additional requirements need to be met:

- Must be running the below versions or newer
  - Secure Scan 14.8 or newer
  - Gateway V1R4.0.005 or newer
- Must be using LRS/Gateway as the authentication mechanism
- Clients/Service accounts must opt-in using Personal Print Manager (PPM)
- Data Source is created in Web Interface under Gateway and not the Secure Scan UI

# Azure App Permissions

## Graph API Permissions Required

- User.Read
- Group.Read.All

## SharePoint API Permissions Required

- AllSites.FullControl
- Sites.Search.All
- TermStore.Read.All



Gateway

Configure

Log

LRS Mission Control

Profile Rules

Logins

**Apps**

PPM Brokers

App Registration   EOM Apps   App Integration

Search   Add   Options   Refresh

Name	Application ID
------	----------------

### App Integration

Name: SP365CP

Integration Type: Microsoft

Graph API

SharePoint

Default User: nick@

Scopes: https://lrscloudprint.sharepoint.com/.default

Client ID:

Tenant ID:

Save   Cancel

# Adding the App to Gateway

Personal Print Manager

Printers  
Print Jobs  
Profile  
App Integrations

General  
Secure Print  
Delegates  
Secure Scan  
Address Book  
My Code

APP INTEGRATIONS

SecureScan Azure  
Microsoft Disabled

Enable

Register with SecureScan Azure

Authenticated to SecureScan Azure

Close

Register with SecureScan Azure

Sign in with Microsoft

Close

Microsoft

Are you trying to sign in to SecureScan Azure ?

Only continue if you downloaded the app from a store or website that you trust.

Cancel Continue

Open Personal Print Manager?

https://login.microsoftonline.com wants to open this application.

Always allow login.microsoftonline.com to open links of this type in the a

Open Personal Print Manager Cancel

# End User Authorization - PPM


# Input - SharePoint Folder Selection

Folder Selection

Connection   Check permission

Site  ...

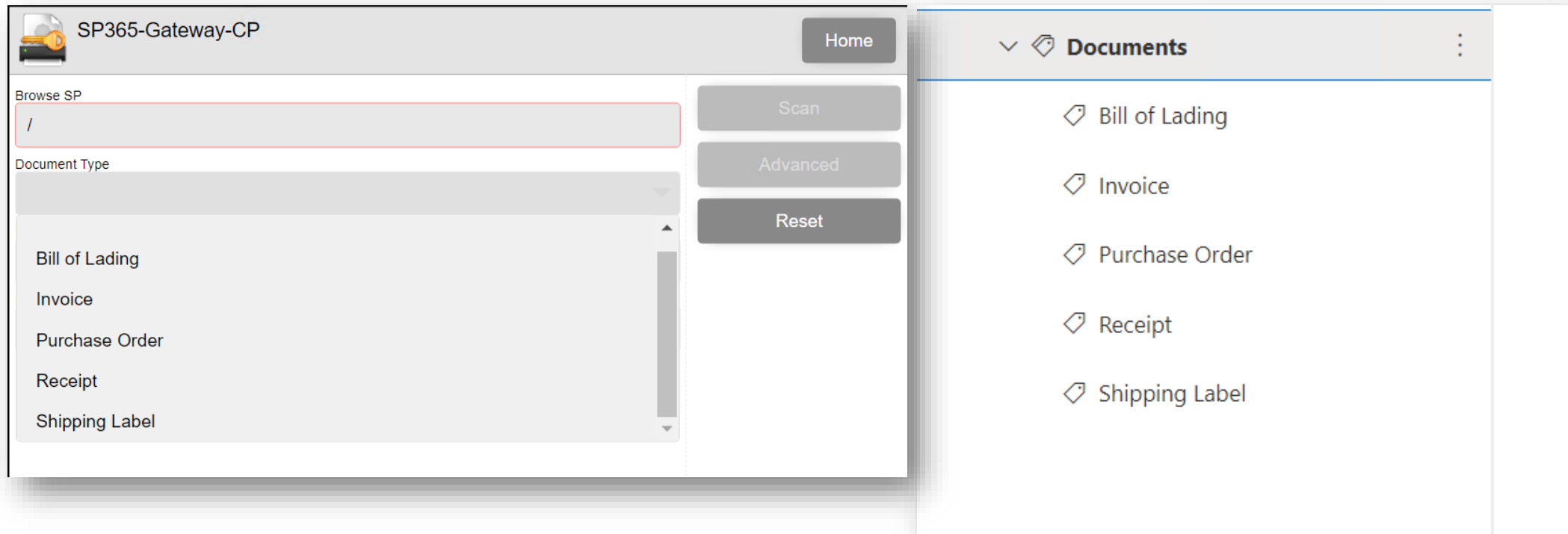
Library  Documents

Root  

Use logged on user

Usage – Used to allow the end-user at the device to browse and scan from the device. When enabled it will automatically configure the SharePoint Output field to match.

# Input - SharePoint Managed Metadata



Usage – Allows the user to select from list of entries pulled directly from SharePoint's Termset.

Requirements – SharePoint Folder Selection must be enabled, and the SharePoint Site must have a managed metadata field configured.

Index data

Document library Accounts Payable

Secure Scan field	SharePoint field
PO#	Purchase Order Number
Total	Amount
OrderedBy	Ordered By
INVDate	Document Date
Filename Output	
DocumentType	Document Type
Scan Device	Scan Device
Invoice	Document Number
Sequential number (GUID)	
Barcode (Document Separation)	Amount
FullPage	Description
	Document Date
	Document Number
	Document Type
	Ordered By
	Purchase Order Number
	Scan Device

Accounts Payable

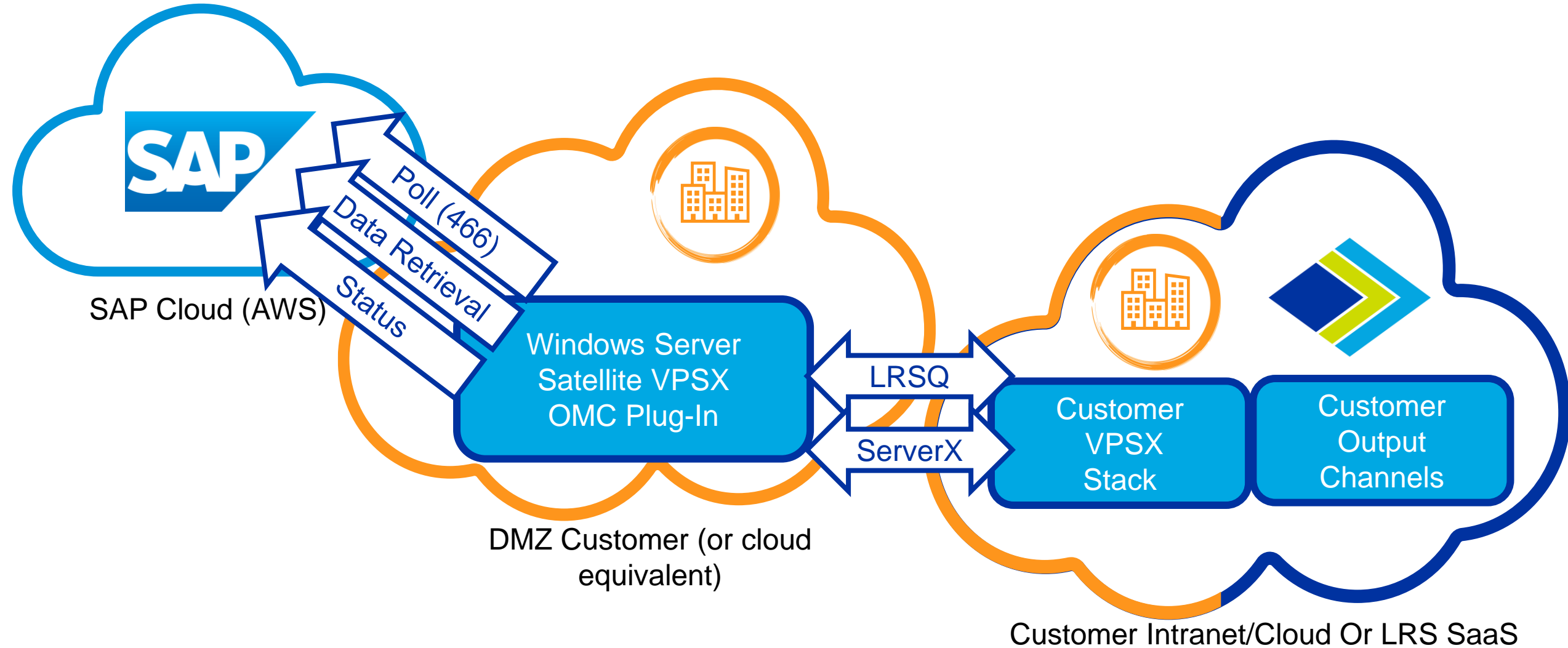
Name	Modified...	Docume...	Docume...	Purchase...	Docume...	Scan Dev...	Ordered By	Amount	Modified
INV#151804 P0...	Nick Bennett	Invoice	151804	24891	2/19/1999	HP DEMO	Joanna	\$17.40	4 hours ago
INV#171615 P0#19841 on ...	Nick Bennett	Invoice	171615	19841	2/19/1999	HP DEMO	Milton Waddams	\$35.00	4 hours ago
INV#55555 P0#123456 on ...	Nick Bennett	Invoice	55555	123456	7/25/2008	HP DEMO	Derrick Huff	\$999.99	4 hours ago
INV#55555 P0#654321 on ...	Nick Bennett	Invoice	55555	654321	11/16/1981	HP DEMO	Tommy Tutone	\$86,753.09	4 hours ago

# Output – SharePoint Metadata Mapping

# VPSX/OutputManager Cloud

- We have long had VPSX/OutputManager
- We now have VPSX/OutputManager Cloud as well

# BTP-PRINT-OMS - S/4HC-PUB-PRINT-OMS ACCESS METHOD Q (S/4HC-PRINT-OMS)





# LRS Support Site

Find the answers you need when you need them

Search (minimum 3 characters)



## OPEN A SUPPORT CASE

Request Support



## MAINTENANCE REQUEST

Request Maintenance



## KNOWLEDGE BASE

Browse and Search for Articles

### Announcements

Testing the portal announcement



### My Recent Cases

Maintenance Request - 2023-06-05  
CS0073068 • about an hour ago

VPSX case  
CS0073067 • about an hour ago

### Needs Attention

No records found



# Service Now



LRS User Konferenz, Zürich



# LRS Knowledge Base

Find the answers you need when you need them

Search (minimum 3 characters)



## Pre Recs & Checklists

More information here.



## FAQs

More information here.



## Release Notes

More information here.



## Best Practices

More information here.



## Product Documentation

Documentation, Training, End of Support, etc.



## Tech Tips

How to make the most from your LRS Software

# Service Now

LRS Transforms  
LRS/AlertX  
LRS/MVS Server

Last Modified

Past 2 Years  
Past Year  
Past Month  
Past Week  
Past 24 Hours

KB0010516 • 3d ago • 3 Views



### Enhanced Release Notes - PageCenterX V1 R3.0 Fix 0055

Release Notes > Open Systems > PageCenterX

Release Note Resolve an issue when processing PDF files. The error generated is "TET\_open\_page(): PDF format error in file". Note - this is resolved only on the Windows, Intel Linux, and AIX platforms. Background The customer ran into an...

KB0010517 • 3d ago • 1 View



### Enhanced Release Notes - MFPsecure V1 R4.0 Fix 0015

Release Notes > Open Systems > MFPsecure

Release Note Card Masking tool updated Background This tool is relevant when MFP24 reader is used (HP X3/ RFideas 83) on HP devices. Support asked to update the tool with the latest datadecodedefaults.xml. The...

KB0010514 • 3d ago • 3 Views



### Enhanced Release Notes - Mobile Connector for VPSX V1 R4.0 Fix 0009

Release Notes > Open Systems > VPSX

Release Note Added support VPSX Print app to communicate via application/x-www-form-urlencoded. Background An EDF security scan found that the VPSX Print APP was setting a Content-Type of text/XML when that was not the conte...

KB0010512 • 3d ago • 3 Views



### Enhanced Release Notes - Innovate/Audit V1 R4.0 Fix 0006

Release Notes > Open Systems > VPSX

Innovate/Audit Enhancements Release Note New keyword DATAREKEY has been introduced to indicate when AuditX should process all data files at startup for possible re-encryption. Background A customer ran into technical issues...

KB0010511 • 3d ago • 7 Views



### MFPsecure V1 R4.0 fix 0015 - Applied 09/19/24

Release Notes > Open Systems > MFPsecure

Note: Customers using the HP Agent and upgrading to MFPsecure 1.3.54 or later must upgrade the HP Agent to V1R3.054.005 immediately following the MFPsecure upgrade. Redeployment is not required. HP devices will require...

KB0010490 • 3d ago • 45 Views

# Service Now

KB0010513

## Enhanced Release Notes - VPSX V1 R4.0 Fix 0014

3d ago • 16 Views

### VPSX Enhancements

#### Release Note

System keywords DRVLOGSIZE and DRVLOGEXPR have been added to control the maximum size of a printer driver log file and how long to retain printer driver log files that are no longer considered active.

#### Background

The \\LRSROOT\vpsxroot\drv\drv.log file does not have any archiving processes associated with it. As a result, it will continue to grow indefinitely. Support has seen where this file can be tens of GB in size in large environments. A client says this file is causing high disk and CPU in their environment. They have to manually delete/rename the file periodically to prevent the issue.

#### Solution

Two new system keywords (DRVLOGSIZE and DRVLOGEXPR) were added to control the maximum size of a printer driver log file and how long to retain inactive printer driver log files. By default the maximum log size will be 20 mb and the logs will be retained forever.

UI change:



### Most Useful

MFPsecure/Scan Document Compression

34 Views • Published: 7mo ago

LRS/Gateway Database Use and General Contents

136 Views • Published: 8mo ago

PDM - How to Install Unsigned Drivers on Workstations

41 Views • Published: about a year ago

Troubleshooting HP OPA Workflow

34 Views • Published: about a year ago

# Service Now

# LRS User Konferenz 2024 Zürich



**LRS**<sup>®</sup>  
OUTPUT MANAGEMENT

# Affiliate Printing

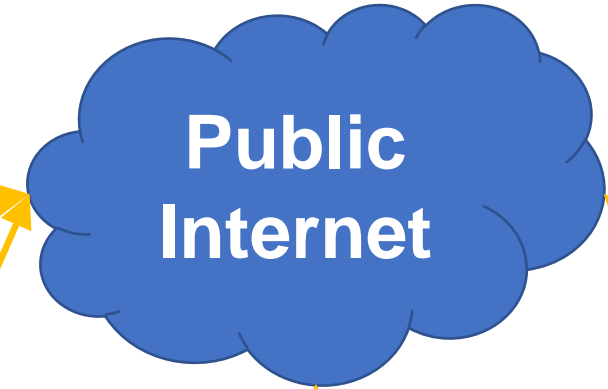
# Affiliate Printing



Home Office (Internet only)



Remote Offices (Internet only)



Third Party (Internet only)



Apps and servers in central Data Centers

# Problemstellungen

- Zentrale Anwendungen sind über das Internet erreichbar, können aber nicht remote drucken.
- Kosten für VPN
- Außer einem Router und Workstations ist keine Hardware vorhanden
- Die Kosten für Remote Server und deren Wartung ist zu aufwändig und teuer
- Die Aufrechterhaltung der Sicherheit ist zu aufwändig


# Beispiel 1 - Logistik



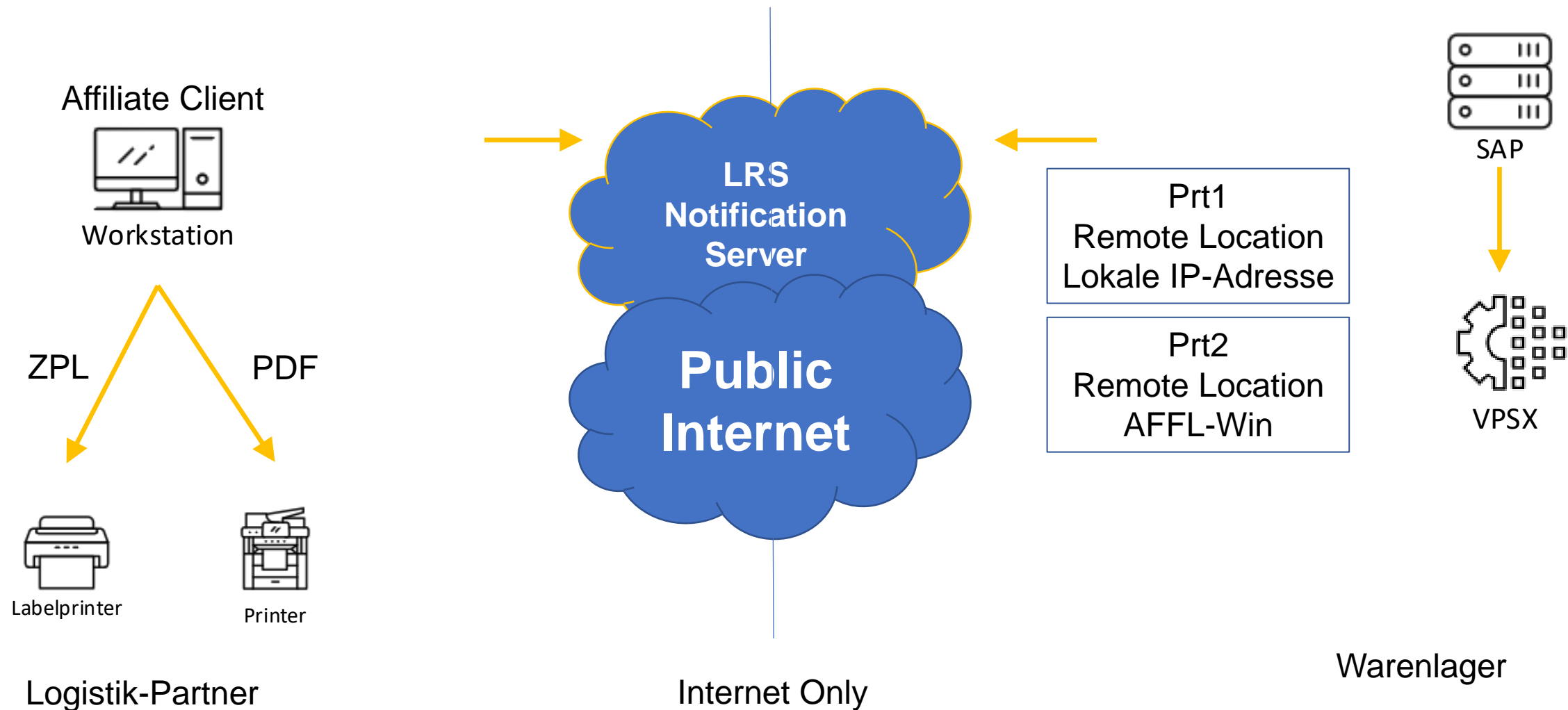
Logistik-Partner



Warenlager



# Affiliate Printing – Die Lösung





# Konfigurationsschritte

## Step 1

- Mit der “Affiliate Printing” App eine Remote Office Konfiguration erstellen

## Step 2

- Mit dem VPSX UI eine „Affiliate Drucker Definition“ erstellen

## Step 3

- Ein “Affiliate Client” Installationspaket je Remote Office erstellen

## Step 4

- Das Paket auf einem Windows Desktop im Remote Office installieren.

# Weitere Beispiele

- Neue Standorte werden nicht mehr mit Servern und VPN ausgestattet
- An bestehenden Standorten wird die Infrastruktur nicht mehr erneuert.
- Agenturbüros, kleine Außenstellen und Homeoffices
- Drittunternehmen sollen integriert werden



# Questions?



# Futures

# Innovate Audit Cloud

- Innovate Audit – What is the cost to print?
  - Requires SQL Server
  - Included with the cost of many LRS products
  - Requires setup and ongoing DBA support
  - Updates done by the admin
- Innovate Audit Cloud – What is the cost to print?
  - Data is moved to Mission Control
  - Cost is based on usage / storage
  - SaaS – So updates are done automatically
- Both will continue to be supported and enhanced by LRS

# Reporting in the Cloud

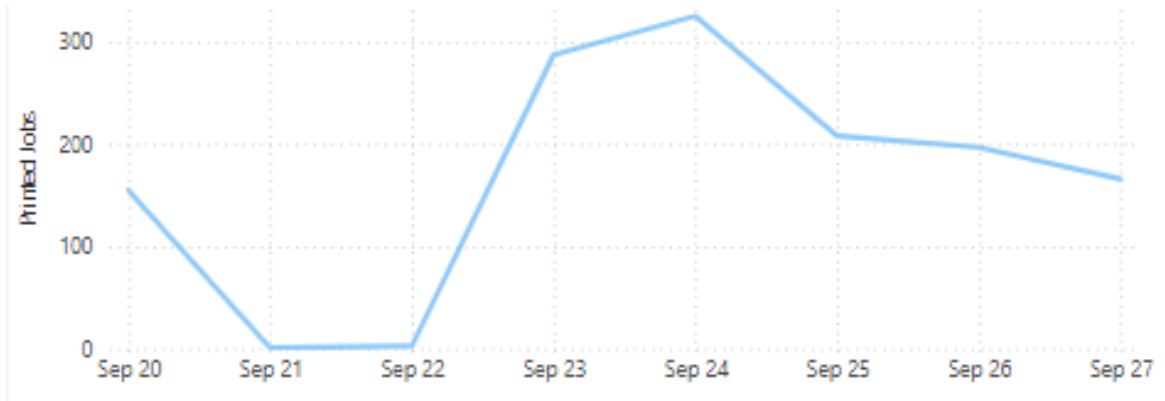
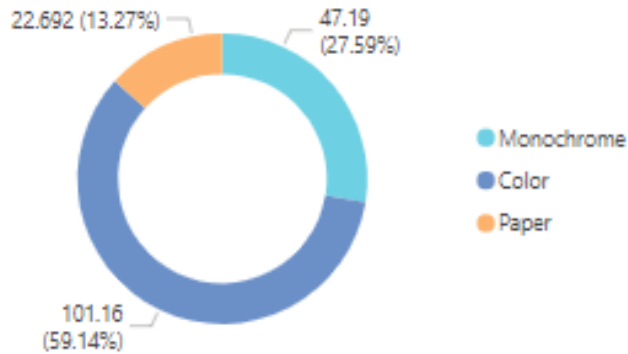
1542

Total Pages  
3.78K

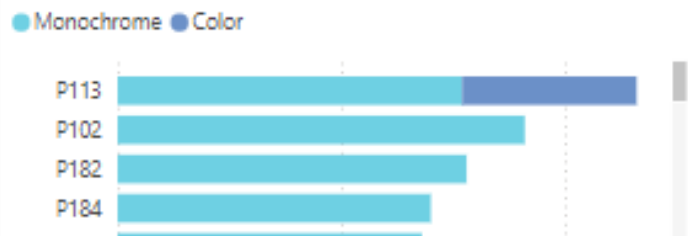
Total Impressions  
3.99K

Total Cost  
171.04

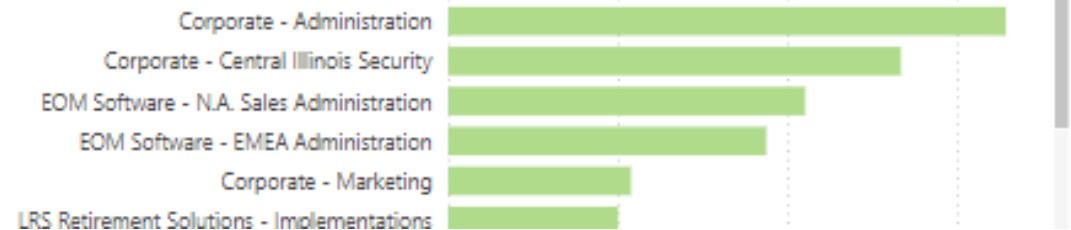
Possible Savings



Top Printers by Print Volume



Top Departments by Cost



Driven by Power BI

Some new dashboarding not currently in the onsite version

Custom reports must be done by LRS

9/1/2024

9/27/2024

Last 7 Days

This Month

This Year

Custom

481.86  
Energy Cost (kWh)

164.79  
CO2 Cost (kg)

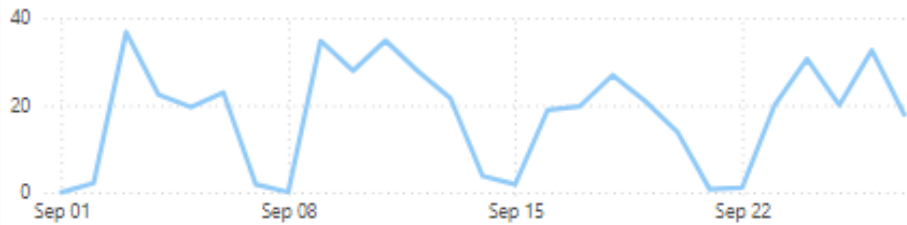
0.10  
Trees Saved with Duplexing

859  
Pages Saved with Duplexing

0.00  
Trees Saved from Expired Jobs

0  
Pages Saved from Expired Jobs

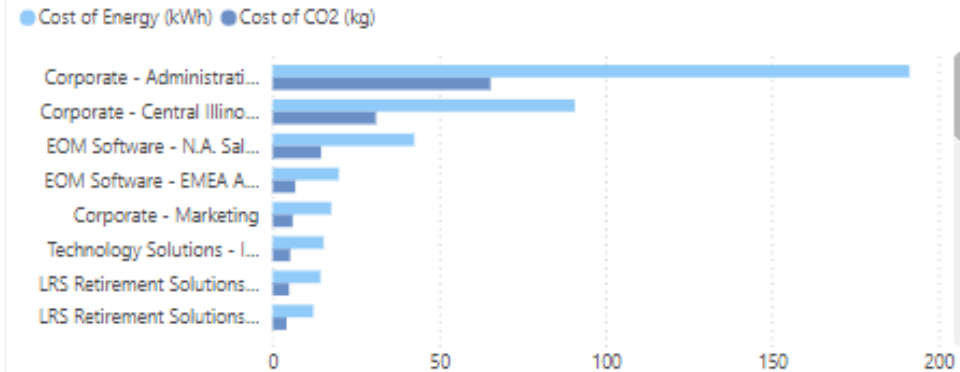
Energy Consumption Cost



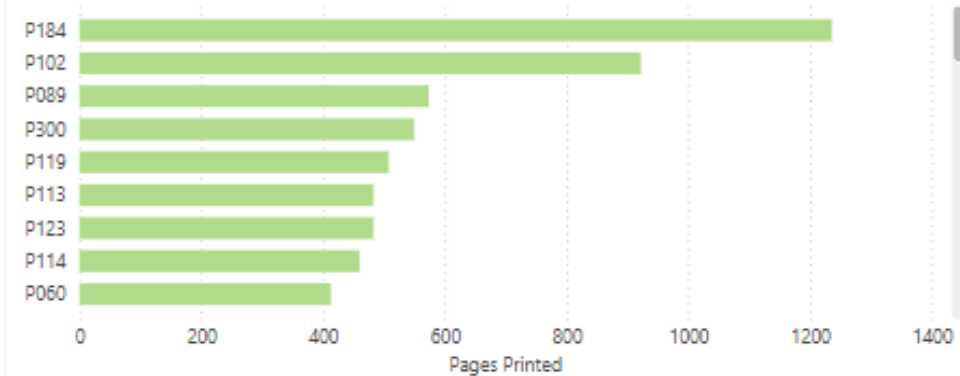
CO2 Cost



Top Departments by Environmental Impact



Top Printers by Paper Utilization



# Innovate Audit Cloud

9/20/2024

9/27/2024

Last 7 Days

This Month

This Year

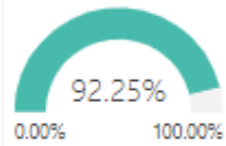
Custom



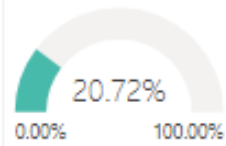
## Printed Jobs



## Simplex Jobs



## Color Jobs



## Processed Job Types



- Print Server
- Print Direct
- Print DBA
- Copy
- Copy DBA
- Scan DBA
- Fax DBA

## Jobs by Origin



## Possible Savings

88.52

Mono Enforcement Savings

7.74

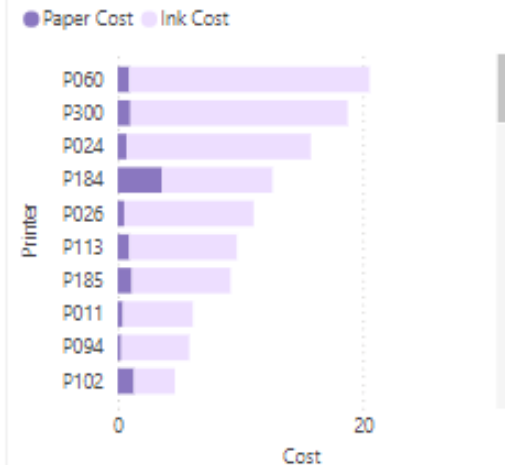
Duplex Enforcement Savings

Top Printers	Printed Jobs	Simplex Jobs	Color Jobs	Total Impressions
P113	116	116	39	158
P102	91	91		222
P182	78	78		105
P184	70	70		601
P087	68	68		98
P300	60	58	51	174
P123	57	57		68
P101	55	45		110
<b>Total</b>	<b>1302</b>	<b>1200</b>	<b>271</b>	<b>3888</b>

## Top Departments by Print Volume



## Top Printers by Ink and Paper Usage



# Print Volume



Start Date 09/20/2024

End Date 09/27/2024

Source Unknown, Print Server, Pri

Location

View report



## Location Summary

All Jobs: **1000** Impressions: **2638** Pages: **2479** Cost: **\$109.68**

Sources: Unknown, Print Server, Print Direct, Print - DBA, Copy, Copy - DBA, Scan, Scan - DBA, Fax - DBA, Other

Location	Mono	Color	Total	Pages	Job Cost
United Kingdom/Gloucestershire/Cheltenham	27	77	104	102	\$10.26
United States/Illinois/Springfield/Building 5/Level 0	0	14	14	14	\$1.76
United States/Illinois/Springfield/Building 5/Level 1	1	0	1	1	\$0.02
United States/Illinois/Springfield/Building 5/Level 2	1019	95	1114	1054	\$33.01
United States/Illinois/Springfield/Building 6/Level 0	481	47	528	525	\$16.01
United States/Illinois/Springfield/Building 6/Level 2	7	2	9	9	\$0.40
United States/Illinois/Springfield/Building 7	184	103	287	242	\$16.57
United States/Illinois/Springfield/Building 9/Level 3	42	60	102	102	\$8.44
United States/Illinois/Springfield/Building 9/Level 4	351	128	479	430	\$23.21

1 of 1

# Many reports the same as onsite

# Innovate Audit

- We have added some to the new Cloud offering soon to be released
- But in the end, we continue to support both onsite and Cloud
  - That is our philosophy as a whole - To run your environment where and how you want.

# Direct Print SaaS

- Coming later this calendar year or early next year
- Again, a parallel offering. Direct Print will continue to be enhanced in the current onsite / Private cloud offering
- SaaS is strictly an option to those that see this as a benefit

# The basic idea

- We have had requests for a serverless environment – no VPSX anywhere
- This is a response to this.
- PPM remains the client, but the functions of VPSX operate in the SaaS client
  - Driver management
  - Printer selection and deployment
  - Security authentication mechanism (LRS/Gateway)



LRS Mission Control

Customers

Levi, Ray & Shoup, Inc.

Dashboard

**EOM Environment**

Licenses

My Reports

Notifications

Security

Activity Log

My Profile

Admin

Levi, Ray & Shoup, Inc.

Customers > EOM Environment > Demo Env

**Overview**

Print Server

Desktop App

Audit

### Print Jobs

The last 30 days of printing



### Latest Activity

A snapshot of the most recent activity

**Printer Added**  
07/30/2024 09:27:07 AM

**Printer Rule Updated**  
07/30/2024 09:27:07 AM

**Print Job Printed**  
07/30/2024 09:27:07 AM





# Just a view of the UI



LRS User Konferenz, Zürich

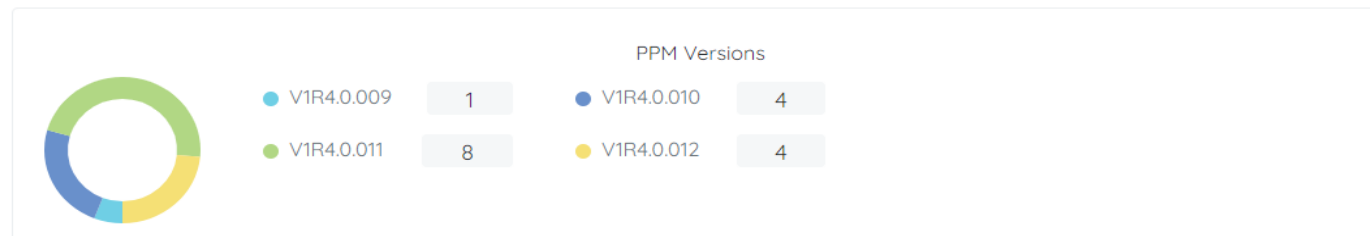
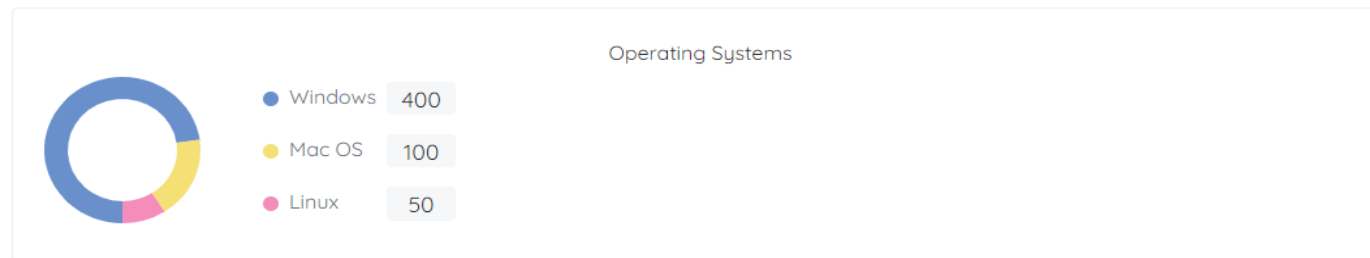
## Manage

Administrator options for items associated with Personal Print Manager

-  Download Personal Print Manager >
-  Add Printer Rule >
-  Add Policy >
-  Add Bootstrap Token >

## Current Deployments

Information about what is currently installed



# Another View

# Other Enhancements

- MFPsecure agent for Brother devices (Estimated for Q1 2025)

# LRS User Konferenz 2024 Zürich



## Kaffee & Networking





# BVerw goes hpAdvance (VPSX)

LRS-Konferenz, 26.11.2024 – Daniel A. Meyer



# BVerw goes hpAdvance



Bundesamt für Informatik und Telekommunikation BIT



Ausgangslage



Chronologie



Herausforderungen



Erfolge



# Das BIT...

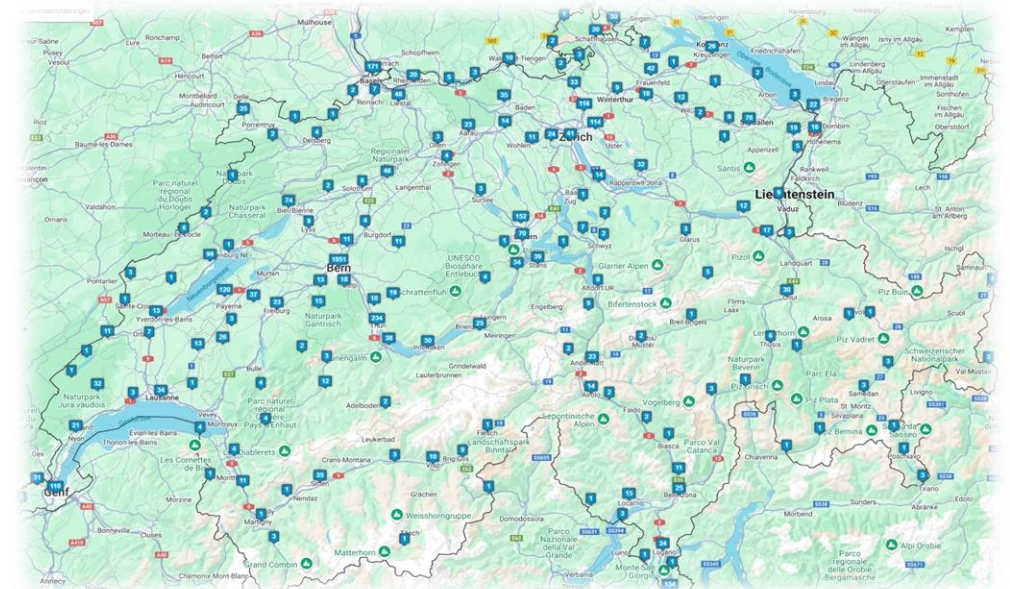
- betreibt Rechenzentren und Fachanwendungen für 3 Departemente
  - verantwortet die Bewirtschaftung der Arbeitsplatzsysteme von 6 Departementen und der Bundeskanzlei
  - betreibt die Datennetze und Telekommunikationsinfrastrukturen der gesamten BVerw
  - in Zahlen:
    - 1'700 interne Mitarbeitende
    - 6'000 Server
    - 1'000 Fachanwendungen
    - 10 Petabyte Storage
    - 51'000 Arbeitsplatzsysteme
    - 11 Mio. eingehende E-Mails pro Monat
- ...und ein paar MFP's und Drucker 😊





# Workspace IT-Services

- 6 + 2 Mitarbeitende
- Betrieb und Engineering des Druck- und Scan-Services im Standarddienst Büroautomation
- Ein paar Zahlen:
  - 6'000 Multifunktions- und Druckgeräte →
  - 2'000 Kunden-Standorte CH-weit →
  - 6 Mio. gedruckte Seiten pro Monat →
  - 1.5 Mio. gescannte Seiten pro Monat ↗
  - 400 Störungsmeldungen pro Monat ↗
  - 1'000 Geräte-Lifecycles pro Jahr →



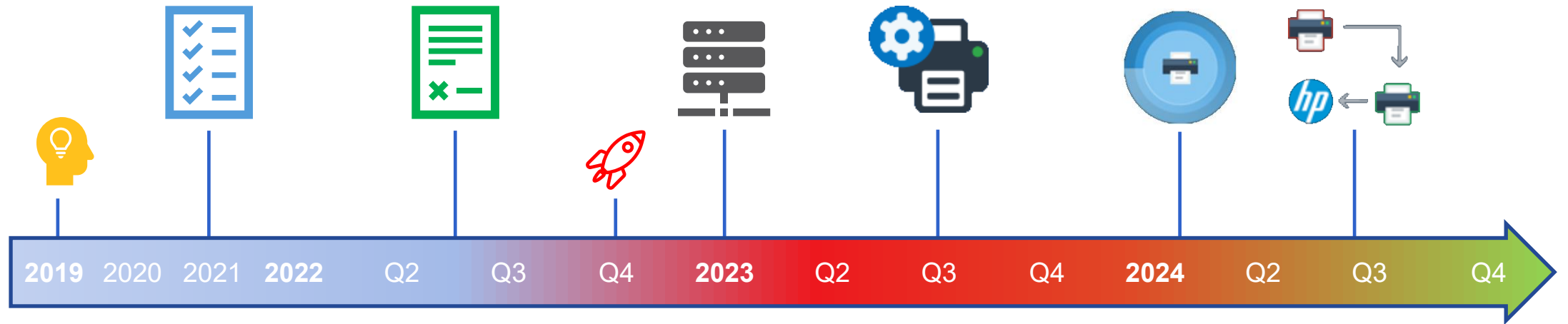


# Ausgangslage

- Mit der WTO21000 «Neue Multifunktions- und Druckgeräte für die BVerw» wurde nebst den Geräten und Flottenmanagement-Tools neu auch ein Output-Management-System ausgeschrieben.
- Hauptziel: Ablösung und Modernisierung der bestehenden und historisch gewachsenen Druck- und Scan-Workflow-Infrastruktur bestehend aus rund 20 Windows-Printservern, über 10 SafeCom-Servern und 4 Autostore-Scanworkflow-Servern
  - Zentrale Verwaltung der Druck- und Scandatenströme
  - Erhöhung des Grundschutzes (end2end-Verschlüsselung)
  - Verbesserte Benutzererfahrung
  - Future-Readyness

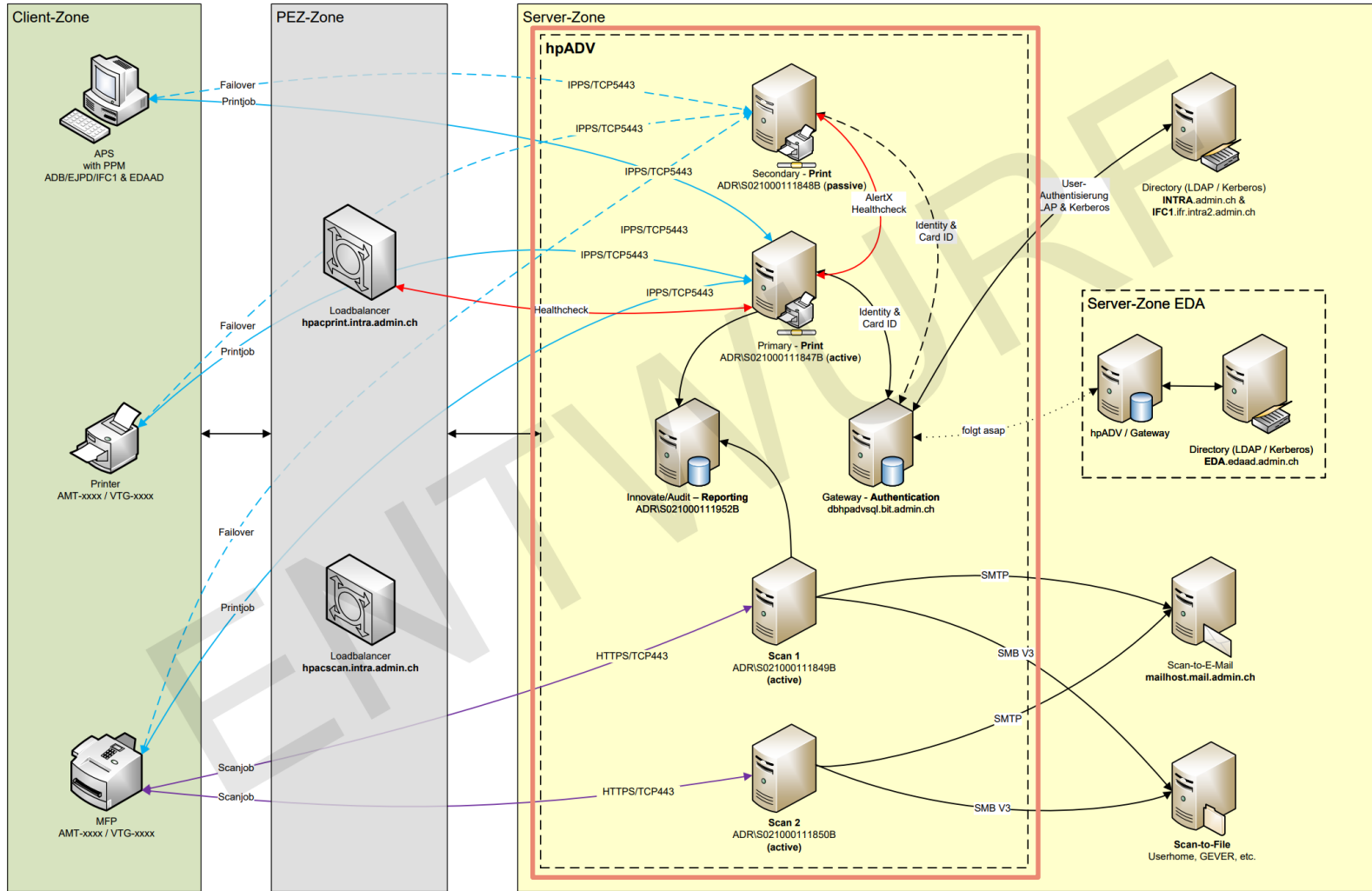


# Chronologie





### Architekturskizze hp Advance (hpADV)





# Herausforderungen

- BIT «Hausgemachtes»
  - Multihomed Server
  - Entflechtung / Lifecycle
  - Forest- und Domänenarchitektur
  - Firewalls und Gruppenrichtlinien
  - Neues Zonenkonzept (TK)
  - WTO kein Projekt – One-Man-Show
  - SSO – Smartcard
  - Kartenleser
  - hohe Ansprüche (OCR-Engine)
- hp/LRS
  - Produktkenntnisse hp
  - Produktdokumentation und Knowledgebase für hpAdvance-Kunden
  - Lizenzen bzw. Modul-Thematik





# Erfolge

- >20 Windows Printserver können 2025 abgebaut werden
- 4 Autostore-Scan-Workflowserver können 2025 abgebaut werden
- Ende 2025 kann SafeCom mit 9 Servern abgebaut werden
- Rollout PPM auf > 50'000 Clients praktisch fehlerfrei
- Workstation Migration läuft gut – noch 2 Departemente
- Reduktion Aufwand Geräte-Integration und mind. 30%



# SAP Strategies and Documents

# Print Problems

rapidly become

# Business Problems

when we're talking about documents which drive core business processes.



# Requirement:

Print from any SAP Application, public cloud, on-premise, private cloud, or hybrid

**ECC6**

## **SAP S/4HANA**

- Cloud Private Edition
- On Premise
- Public Cloud

## **SAP Business Technology Platform**

- SAP Print Service
- SAP Digital Manufacturing

To any printer, label device or output destination

# **SAP Print and Scan Complexity**

# Print Interface Challenges

- Native printing will require use of Windows Print Servers
  - Security issue
  - Not scalable
  - No HA
- Print definitions must be managed by BASIS team
- Time consuming and resource intensive to resolve print issues

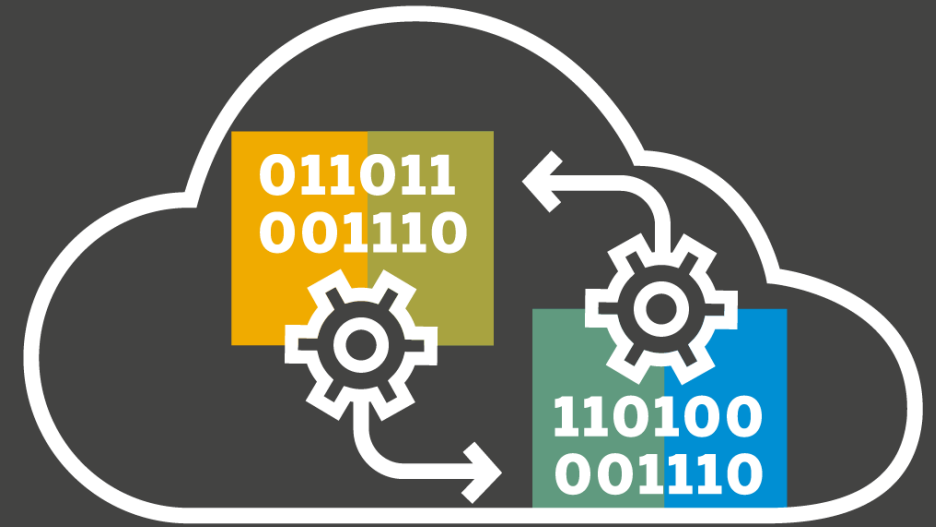


## Works with RISE with SAP

Integrations with and extensions to SAP digital core that qualify as 'Works with RISE with SAP'

# Print Interface Challenges

- **No Flexibility:** Cannot adapt to specific infrastructure designs.
- **Inability to Use Pull Print:** Limited printing options.
- **Poor Scalability:** Not suitable for growing needs.
- **No Finishing Options:** Lacks advanced printing features.
- **No Assured Delivery:** Unreliable delivery of print jobs.
- **No Accurate Feedback:** Limited feedback on print job status.
- **Deployment Requirements:** Requires redeployment or existing Windows Print Servers.
- **Local Management:** SAP Cloud Print Manager needed at each physical location.



## SAP Business Technology Platform

With SAP BTP, you can efficiently build or extend SAP Solutions

# Print Interface Challenges

- **Lack of Flexibility:** Cannot adapt to specific infrastructure designs.
- **No Pull Print Capability:** Limited printing options.
- **Scalability Issues:** Poor scalability for growing needs.
- **No Finishing Options:** Lacks advanced printing features.
- **Unreliable Delivery:** No guaranteed delivery of print jobs.
- **Inaccurate Feedback:** Limited feedback on print job status.
- **Deployment Requirements:** Requires redeployment or existing Windows Print Servers.
- **Local Management:** SAP Cloud Print Manager needed at each physical location.



**SAP Public Cloud  
Edition**

Ready-to-run cloud ERP

# Our SAP Partnership



**Certified for SAP  
output interfaces  
from BTP to BC-XOM  
and works with  
RISE with SAP**

**SAP<sup>®</sup> Certified**  
Integration with Cloud Solutions

**SAP<sup>®</sup> Certified**  
Integration with SAP S/4HANA<sup>®</sup>



Available on  
**SAP Store**





# Value Engineering Specialist

Erfolgskritische Produkte  
in ausgewählten Endmärkten



# Unsere fokussierten Geschäftsaktivitäten

## Spezifische Lösungen für ausgewählte Endmärkte

### Engineered Components

#### Automotive



**SFS** **GESIPA**

#### Electronics



**UNISTEEL**

#### M&I Specials



**SFS** **GESIPA** **TEGRA MEDICAL**

### Fastening Systems

#### Construction



**SFS**


### Distribution & Logistics

#### D&L Switzerland



**SFS**

#### D&L International



**Hoffmann Group**

# Globale Verkaufs- und Produktionsplattform

## Lokale Präsenz fördert Kundennähe

140  
Standorte  
in 35  
Ländern



**Nordamerika**  
40 Standorte  
(7 Produktionswerke)

**Europa**  
85 Standorte  
(20 Produktionswerke)

**Asien, übrige**  
15 Standorte  
(5 Produktionswerke)

# Zahlen und Fakten

## SFS Group

### Standorte

- 140 Standorte in 35 Ländern

### Mitarbeiter

- 13198

### Anzahl Drucker

- Ca. 1250

### Label Printer

- Ca. 450

### Anzahl Treiber

- 14 Laser und Plotter / 70 Label

# Ausgangslage

## Painpoints

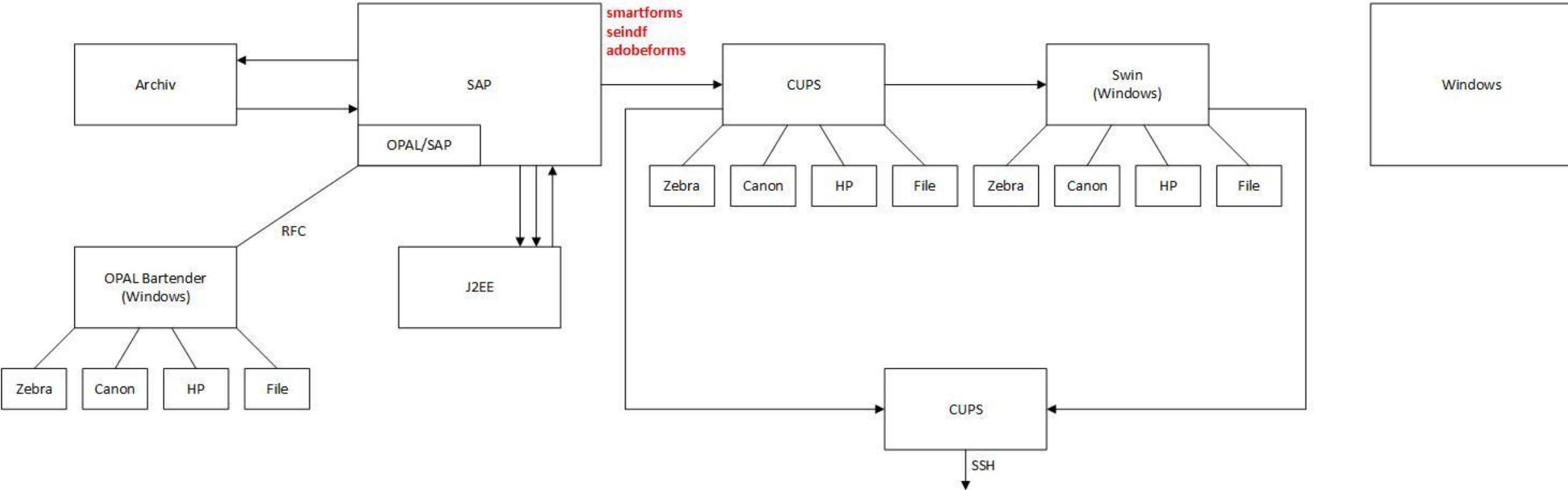
### System:

- CUPS (End of Life)
- Schachtsteuerung
- Treibervielfalt
- Barcode Druck ohne Barcode Module
- Gesamtkomplexität

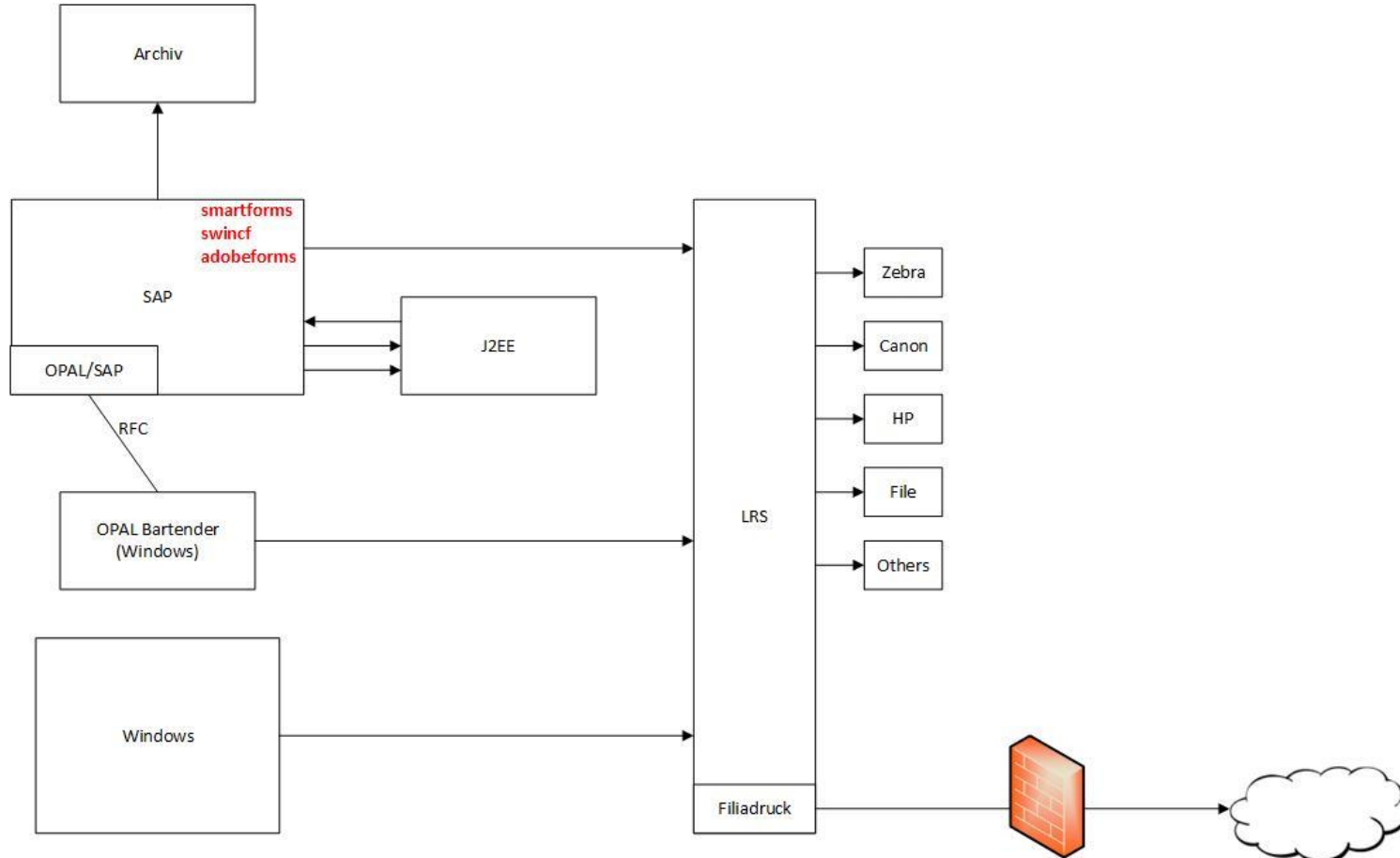
### Administration:

- Sehr hoher Supportaufwand (Druckerwechsel, Druckumleitung)
- Hoher Testaufwand für neue Druckermodelle
- Nachverfolgung der Druckaufträge

# Printumgebung Vor LRS

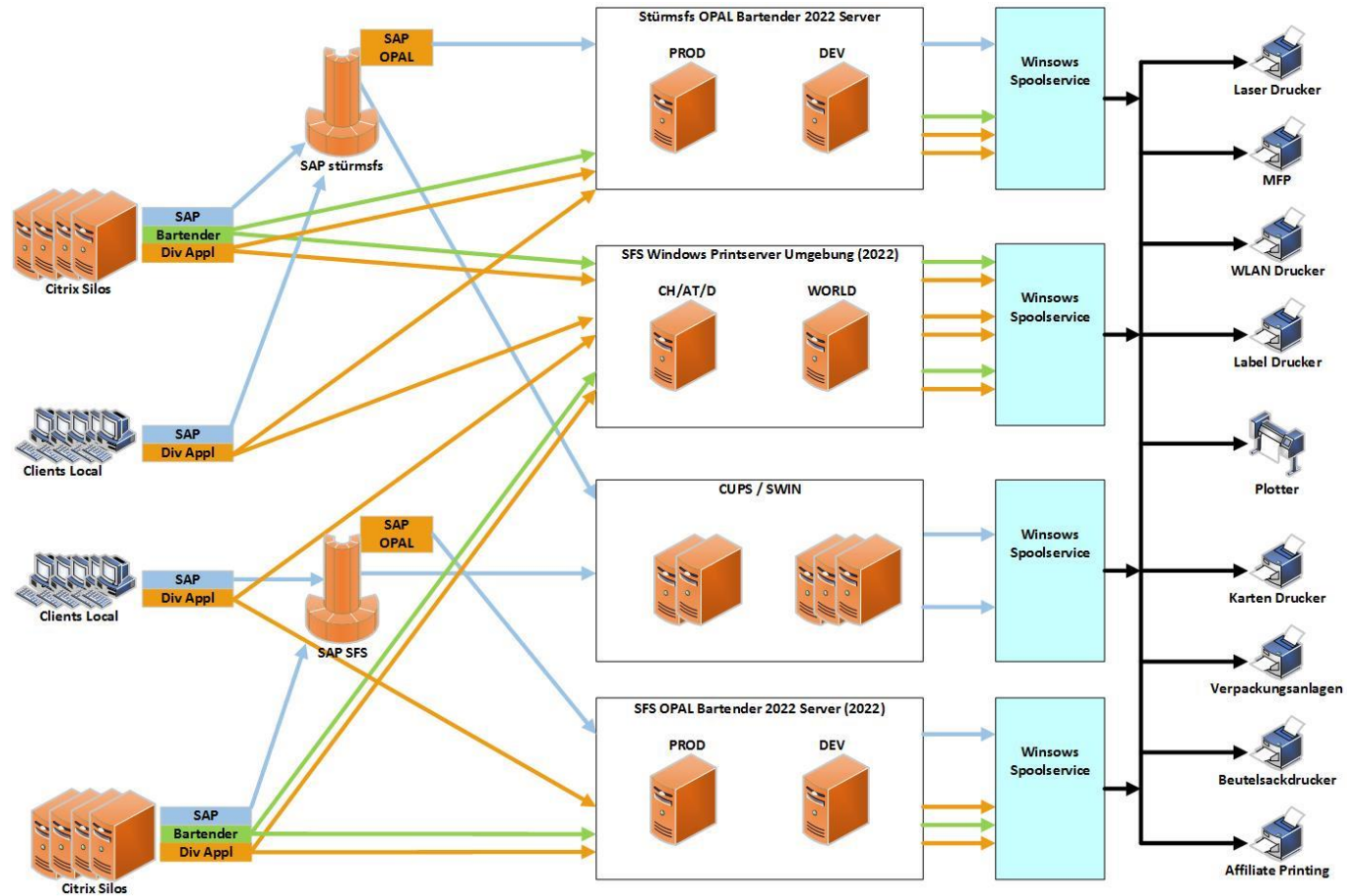


# Printumgebung Mit LRS



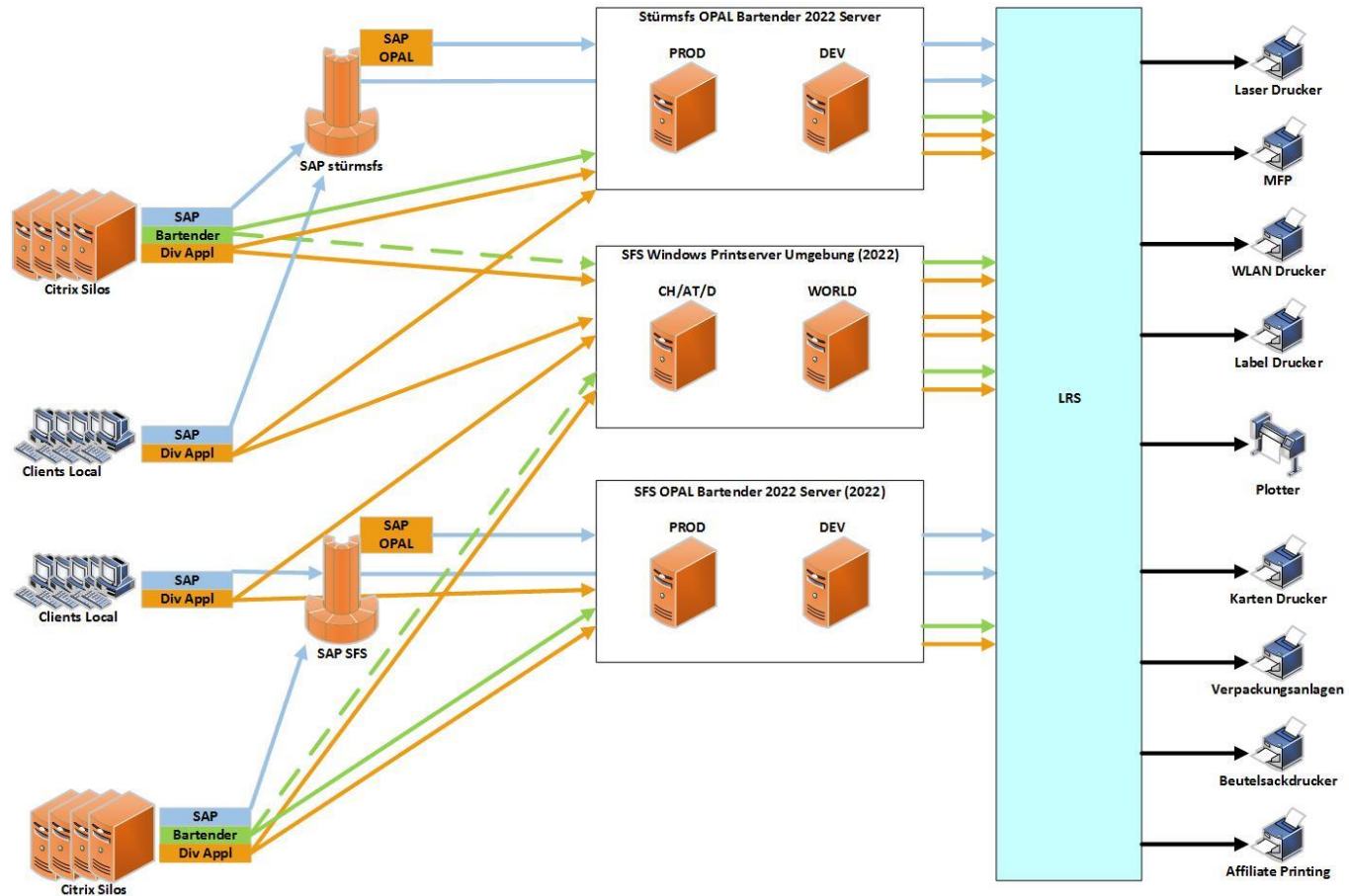
# Printumgebung

## Vor LRS





# Printumgebung Mit LRS



# SFS Group Printerumgebung

## Schachtsteuerung und Co

### Schachtsteuerung

- Es ist ein Steuercode in den untersten 50mm einer Seite eingebaut, welcher bei der Verarbeitung aus dem Output gelöscht wird.

### Printer anlegen

- Scriptgesteuert → gleichzeitige Anlage auf allen gewünschten Systemen

### Printer löschen

- Scriptgesteuert → gleichzeitiges Löschen auf allen Systemen

### Printer ändern

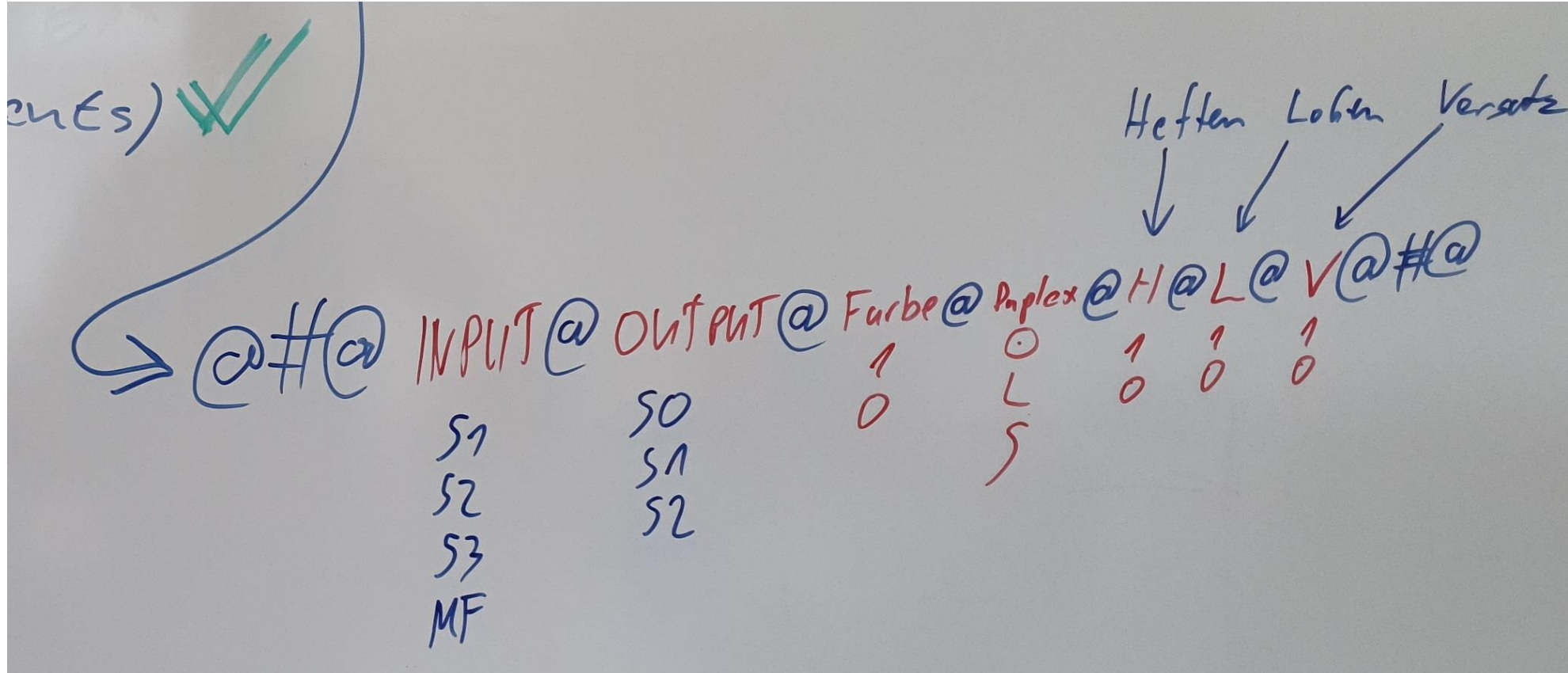
- Scriptgesteuert → gleichzeitige Änderung auf allen Systemen

### Printer Mappen

- Mapping Tool für den Enduser

# SFS Group Printerumgebung

## Schachtsteuerung



Beispielcode: @#@S1@S0@0@0@0@0@0@0@#@

# Live Demo

## Installation Affiliate Printing

- Konfiguration LRS Serverseitig
- Bereitstellung Installationsfiles für Client
- Clientinstallation
- Live Druck



**Danke für Ihre  
Aufmerksamkeit**

# LRS User Konferenz 2024 Zürich



**LRS**<sup>®</sup>  
OUTPUT MANAGEMENT

## Kaffee & Networking



# Scan Strategies





# Features at a Glance

## Image Processing

Image Cleanup  
Blank Page Deletion  
Barcode Reading  
Zonal OCR  
OCR (Optical Character Recognition)  
Document Separation – Batch Scanning

## User Experience and Management

Single Sign On Support  
Profiles Based on Logged In User  
Auto Name and Route Documents  
Consistent Look on a Wide Variety of MFPs

## Integration & Lookup

Database Lookup  
Index Documents Directly at the MFP  
Ability to kick off 3<sup>rd</sup> party applications and APIs

# Three Main Reasons




---

Centralized  
Management



---

User Scanning



---

Workflow Scanning

# Centralized Management

- Single Pane of Glass with VPSX/MFPSecure
- Same look and feel across many device types
- Set Service Account Globally or Per Profile
- PPM Personal Contact List



# Centralized Management – Use Case

## Customer Challenge:

- Fleet of 1000+ devices with multiple scan-to-network folder destinations
- Service account password changes every 90 days
- IT spends a week updating passwords on all devices
- Jobs sent to \\localserver\username based on device location

## Solution with Secure Scan:

- Created a profile with conditional logic to determine the server based on MFD location
- Eliminated the need for thousands of profiles/destinations
- Secure Scan allows global service account updates, reducing password update time from a week to a few minutes

# Two Types of Scanning

---

## User Scanning

- E-mail
- OneDrive
- Teams
- Google Drive
- Fax

## Workflow Scanning

- Invoices
- Packing Slips
- Sharepoint
- Document Management Systems
- Processes that can be automated with Barcodes, Zonal OCR
- Expenses
- Connecting to 3<sup>rd</sup> party apps



Secure Scan  
Select a scan profile

Scan to Email

Scan to Home Folder

Scan to OneDrive

Send a Fax

Stay in profile

# User Scanning

# User Scanning – Single Sign On



- Show Profiles Based on User/Groups:
- Email added to Users' Sent items (O365, Exchange, Google Apps)
- Browse & Scan to Home Folder, OneDrive, Teams, Google Drive, Box
- Access personal contact list for Email/Fax from the MFD
- Query LOB applications/APIs with permissions
- Office 365 supports Delegate and Application Permissions



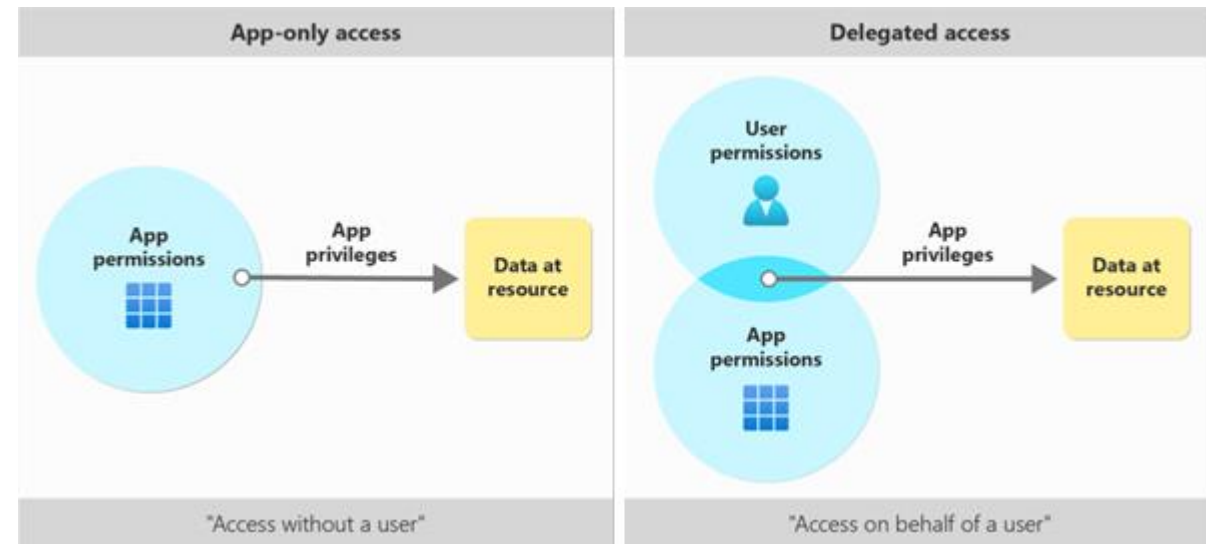
# Single Sign On with Office 365

## Application-Only Permissions:

- Allows acting as the user without user opt-in
- Global Administrator grants Azure application access to all users
- SecureScan connects using a client-secret

## Delegated User Permissions:

- Requires user opt-in via PPM for Azure Application login
- Users grant App registration access to their profile
- Users need to regrant permissions if the token is revoked or expires



# Delegate Permissions – SSO

Register with SecureScan Azure

Sign in with Microsoft

Microsoft

Permissions requested

SecureScan Azure  
[App info](#)

**This application is not published by Microsoft.**

This app would like to:

- ✓ Maintain access to data you have given it access to
- ✓ Sign you in and read your profile
- ✓ Have full access to all files you have access to

Accepting these permissions means that you allow this app to use your data as specified in their terms of service and privacy statement. You can change these permissions at <https://myapps.microsoft.com>.

**Important:** Only accept if you trust the publisher and if you downloaded this app from a store or website you trust. Ask your admin if you're not sure. Microsoft is not involved in licensing this app to you.

Does this app look suspicious? [Report it here](#)

Cancel Accept

Register with SecureScan Azure

Authenticated to SecureScan Azure

Close

Print Jobs

Delegates



Secure Scan

Address Book

My Code

App Integrations

APP INTEGRATIONS

	MFPSecureDelegate Microsoft	Enabled
	SP365CP Microsoft	Enabled

# User Scanning – SSO E-mail

Scan To Email  
Nick.Bennett@lrs.com

Home Exit

Copy to Self

Scan

Filename  
Optional - If left blank a default

Advanced

Select E-mail Recipients

TO

CC

BCC

Reset

PPM Personal Address Book

Add to Personal Address Book?

Contact Name  
Optional - Only used when adding to contacts

Subject  
Optional / If left blank a default subject will be used

Body  
Optional

Convert to  
PDF

Logged in User shown in Description field

Check Box to do Copy to Self

Nick

Bennett, Nick - Nick.Bennett@lrs.com

Funky Fresh - nick.bennett@lrs.com

Billy Bob Joe - nick@drivve.com

Happy Gilmore - nick.bennett@lrs.com

Convert to

PDF

PDF

PDF (searchable)

No conversion

# User Scanning – Folder & Cloud Storage

OneDrive  
Browse Folders and Scan to OneDrive

Home

Browse OneDrive  
/

New Folder  
Create a new folder/subfolder


Filename  
Optional - If left blank a default filename will be used

Convert to  
PDF

Scan

Advanced

Reset



Create new folders on the FLY!

Convert to


PDF

PDF

PDF (searchable)

No conversion

# User Scanning - Fax

 Scan to Fax Server Home

Read Me  
Only manually enter fax numbers that do not exist in your contacts

PPM Fax Contacts Scan

Recipient Number Advanced

Manual Entry of Fax Number Reset

Recipient Name

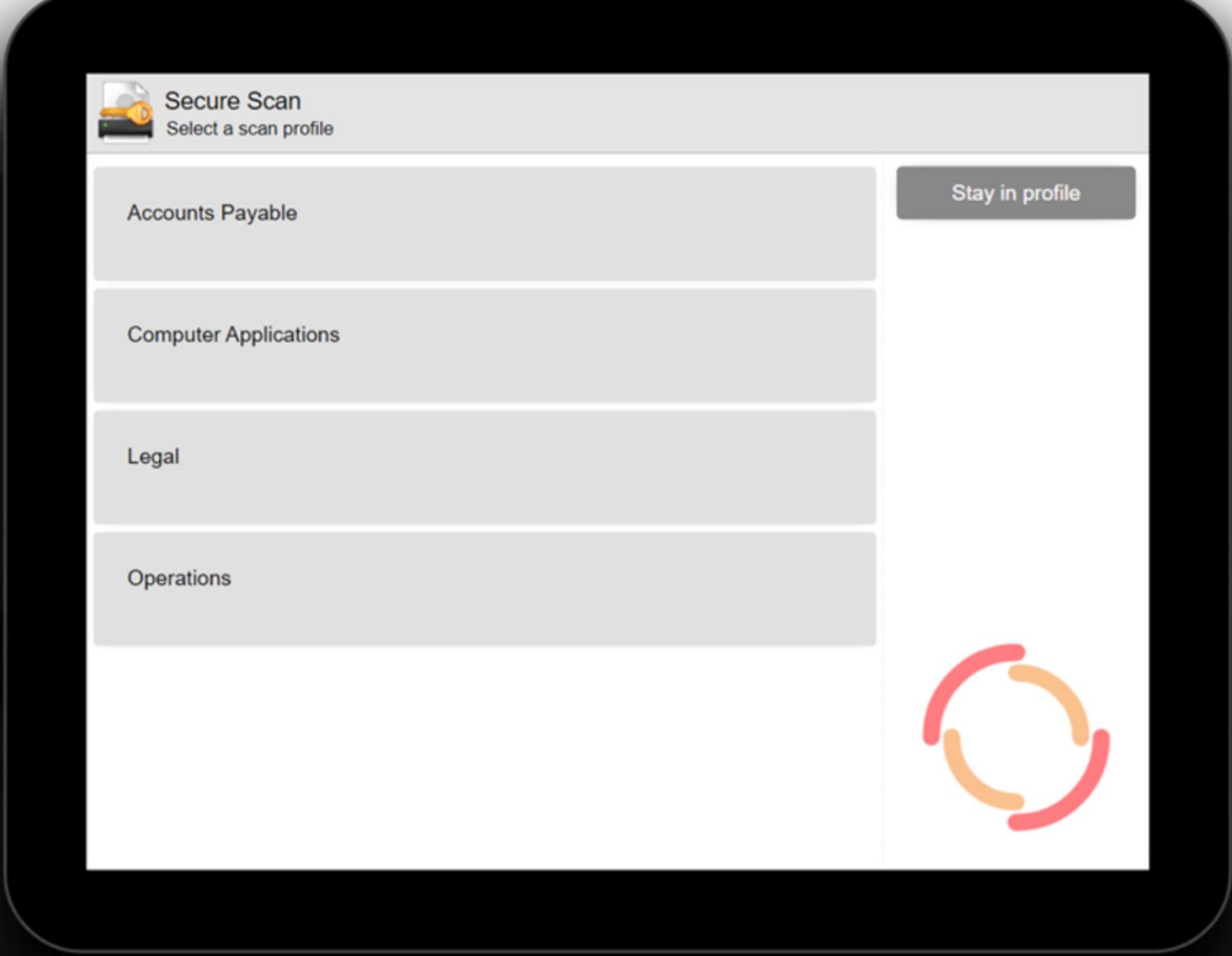
Manual Entry

Add to Personal Address Book?

PPM Fax Contacts


Nick - 867-5309

recipient name



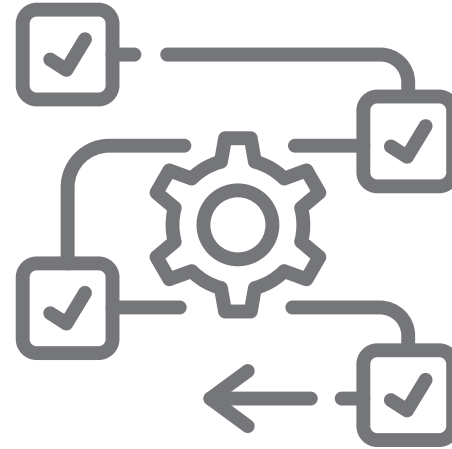
# Workflow Scanning

# Workflow – 3 Simple Scanning Steps



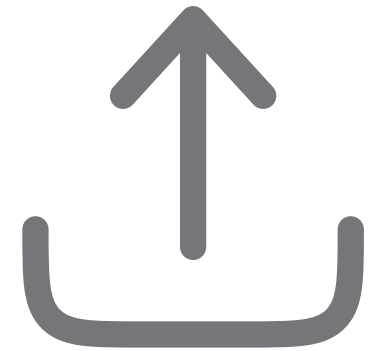
## INPUT

(Capture from MFP or Mobile Device)



## PROCESSING

(Barcodes, Zonal OCR, Etc)



## OUTPUT

(Automatic Document Routing)

# Input Fields

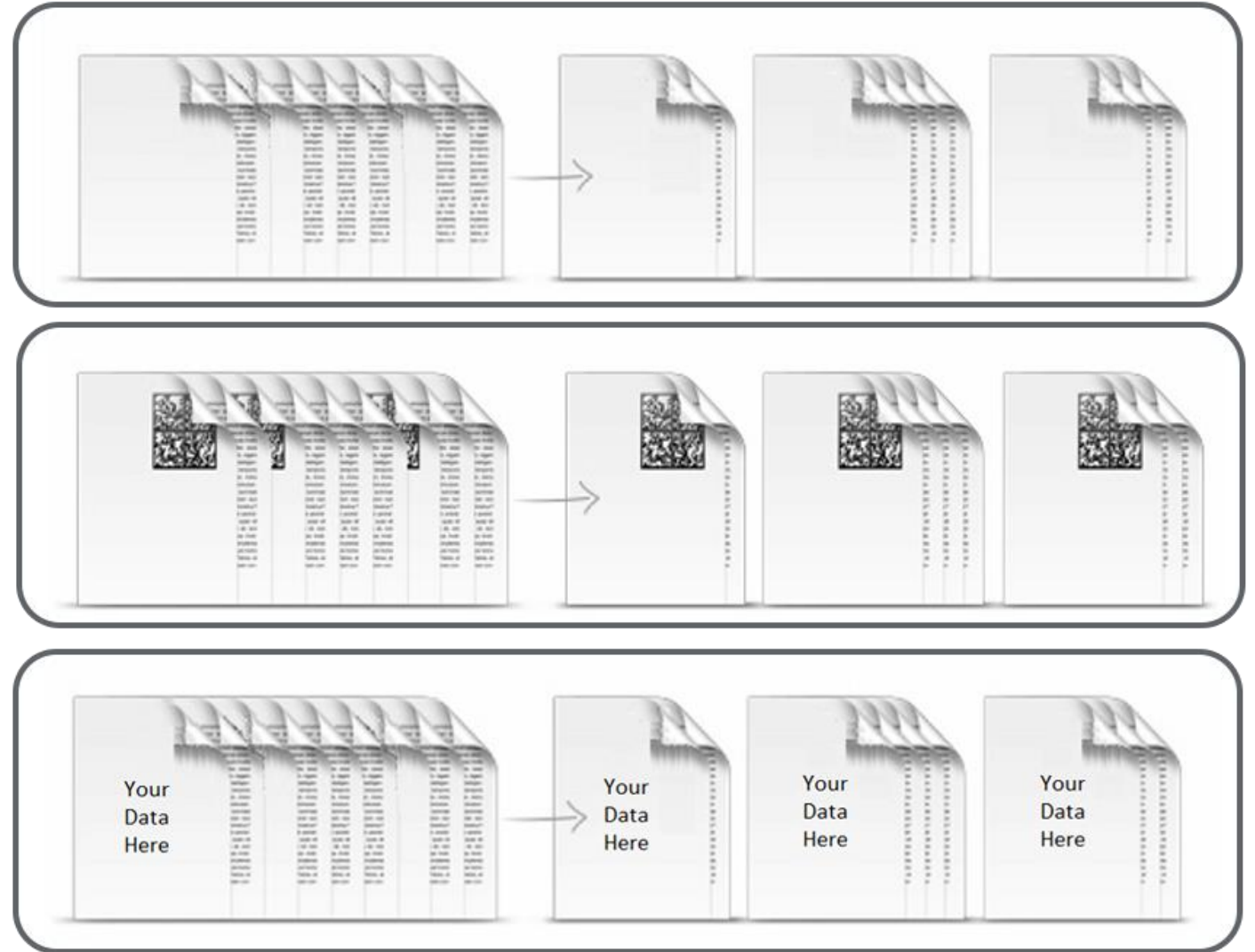
- List Fields
  - Static
- ODBC Queries
  - Dynamic
  - Existing Data
- Searchable Folder Fields
- Make Fields Mandatory

The screenshot displays two panels from a software application. The top panel, titled 'Computer Applications SP', features a 'Content Type' dropdown menu with options: 'Computer Application Document', 'Comp Doc 2', and 'Comp Doc 3'. To the right of this panel are three buttons: 'Scan', 'Advanced', and 'Reset'. The bottom panel, titled 'ODBC Lookup', has the subtitle 'Look up from Customer's Datasource'. It includes a search input field with a magnifying glass icon and a list of results: 'AROUT - Around the Horn', 'BSBEV - B's Beverages', 'CONSH - Consolidated Holdings', 'DRIVV - Drive LLC', 'EASTC - Eastern Connection', 'GREAL - Great Lakes Food Market', 'HUNGC - Hungry Coyote Import Store', 'ISLAT - Island Trading', 'LAZYK - Lazy K Kountry Store', and 'LETSS - Let's Stop N Shop'. A vertical scrollbar is visible on the right side of the list. To the right of the 'ODBC Lookup' panel is an 'Ok' button.



# Processing

- Bates Numbering
  - Watermarking
  - Page Numbering
- Separate Documents
- Barcode Recognition
  
- Zonal OCR





# Scan to Expense Report

Home

Report Name

Expense Date

3/18/2024

Expense Vendor

Expense Amount

Convert to

PDF

Scan

Advanced

Reset

# Scan to Expense Reports



## SP365-Gateway-CP

Browse SP

/

Document Type

Bill of Lading

Invoice

Purchase Order

Receipt

Shipping Label

Index data

Document library Accounts Payable

Secure Scan field	SharePoint field
PO#	Purchase Order Number
Total	Amount
OrderedBy	Ordered By
INVDate	Document Date
Filename Output	
DocumentType	Document Type
Scan Device	Scan Device

+ New

↑ Upload

⌘ Edit in grid view

↻ Sync

📁 Add shortcut to OneDrive

📌 Pin to Quick access

☰ All Documents

### Accounts Payable

Name	Modified...	Docume...	Docume...	Purchase...	Docume...	Scan Dev...	Ordered By	Amount
INV#151804 P0#24891 on ...	Nick Bennett	Invoice	151804	24891	2/19/1999	HP DEMO	Joanna	\$17.40
INV#171615 P0#19841 on ...	Nick Bennett	Invoice	171615	19841	2/19/1999	HP DEMO	Milton Waddams	\$35.00
INV#55555 P0#123456 on ...	Nick Bennett	Invoice	55555	123456	7/25/2008	HP DEMO	Derrick Huff	\$999.99
INV#55555 P0#654321 on ...	Nick Bennett	Invoice	55555	654321	11/16/1981	HP DEMO	Tommy Tutone	\$86,753.

# Scan to Sharepoint

# Scanning to PageCenterX

---

## Customer Challenge:

- Customer wanted to keep a copy of all scanned documents sent by each user. No matter what profile the end-user selected

## Solution with Secure Scan:

- Secure Scan sends to multiple output destinations simultaneously
- Profiles automatically send a copy of scanned jobs to PageCenterX
- Files are dynamically organized under <username>/<profile name> for easy navigation and auditing

**User Scanning | Workflow Scanning | Audit Scanning**

# Connecting to 3<sup>rd</sup> Party Applications

## Input:

- Universal Datasource for searching and selecting results at the device.

## Processing:

- Pass user-entered data, barcodes, zonal OCR, etc., to third-party applications/scripts.
- Results returned to Secure Scan.

## Output:

Trigger scripts/apps after file drop in a temporary folder.

## Additional Support:

- WebDav
- ODBC



# Example – US Law Enforcement

---

## Customer Drivers

- Multiple form types and destinations
- Customized Authentication
- Limited end-user expectations
- Large scan jobs
- OCR optimization

## Chosen Solution

- MFPsecure Scan Pro
- Scan to Folder
- Scan to Sharepoint


# Example Workflows

## Common Values:

1. Unique ID
2. Category Code
3. Time
4. Organization Identifier

- Incident Reports (IRP) Uniform Reporting Number (URN) format

- ##-#####-####-###.tif  
||----- 2 digit  
| |----- 5 digit  
| |----- 4 digit  
| |----- 3 digit



- Booking Package (BP) Booking Number (BKG) format

- ##-#####-##-###.tif  
||----- 2 digit  
| |----- 7 digit  
| |----- 2 digit  
| |----- 3 digit



- Both Detective Station and Detective Specialized Uniform Reporting Number (URN) format

- ##-#####-####-D###.tif  
||----- 2 digit  
| |----- 5 digit  
| |----- 4 digit  
|----- MUST INCLUDE prefix {D|d}  
| |----- 3 digit



# Example - Financial Organisation

## Customer Drivers

- Replace customer-developed scanning solution
  - No authentication required
  - User selects ticket from list in database
  - Dependent on DLLs from multiple vendors
- Retain functionality whilst improving security and reliability
- Improve performance, scalability, high availability, monitoring, UI consistency
- Vendor independent platform for current and future requirements

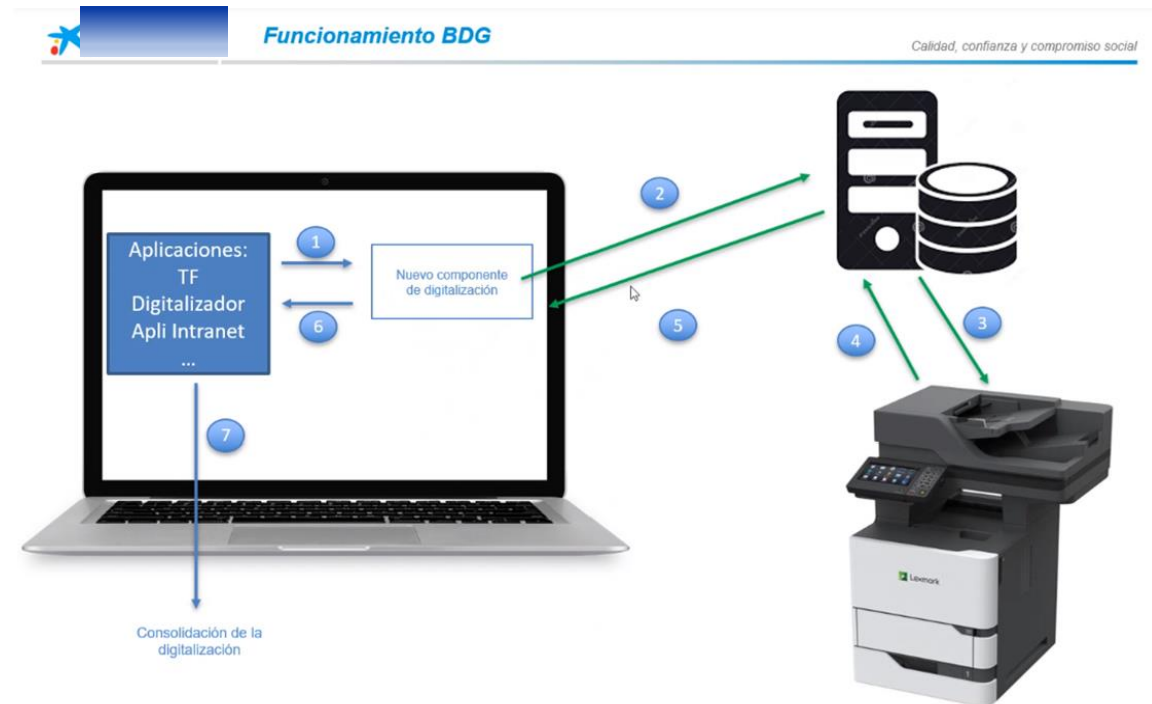
## Chosen Solution

- MFPsecure/Scan PRO
- Custom Web Service for NFC Mobile Phone identification at MFP
- Scan profile with ODBC access to customer ticket database

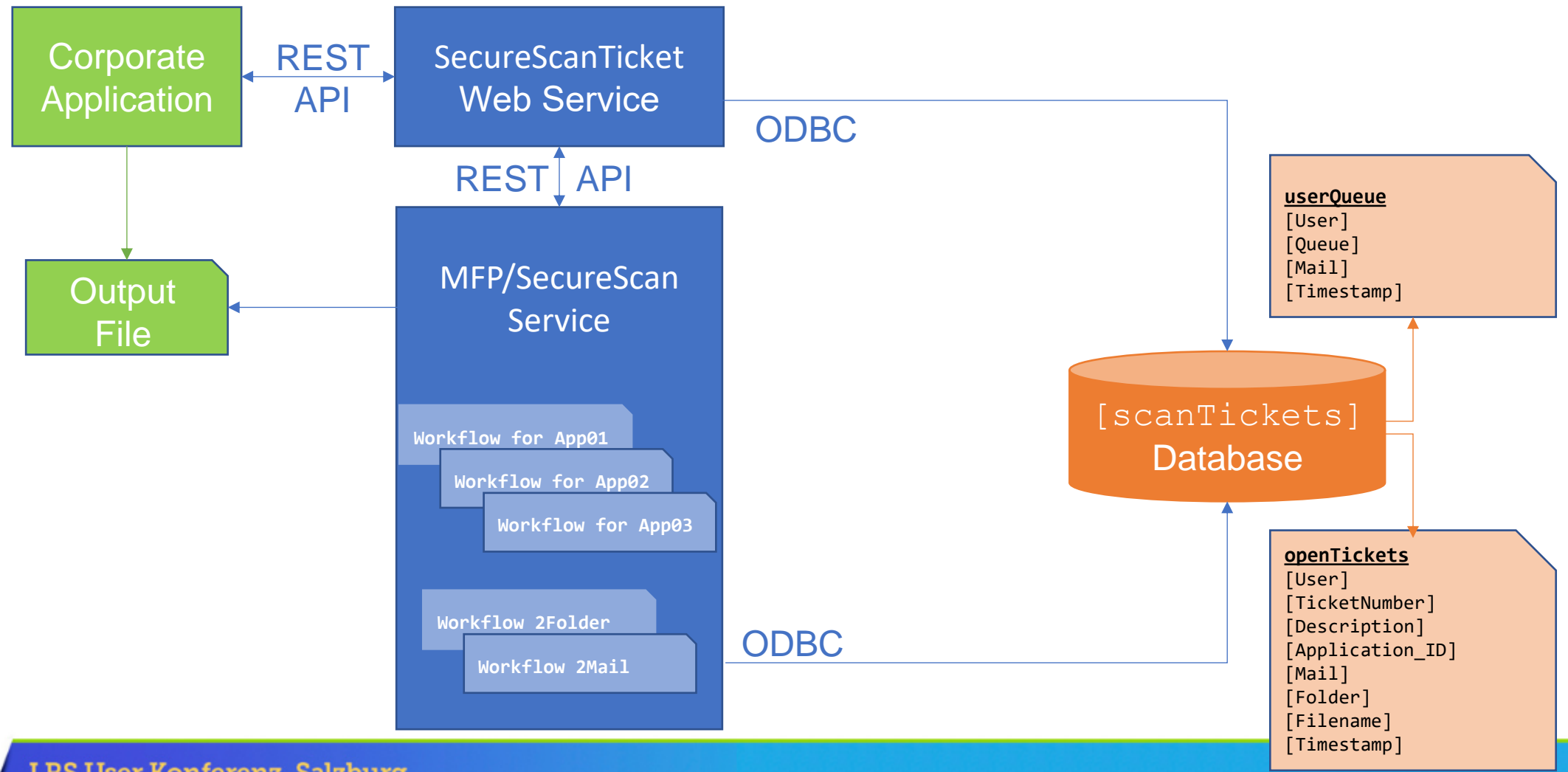


# MFPsecure/Scan + Web-Service

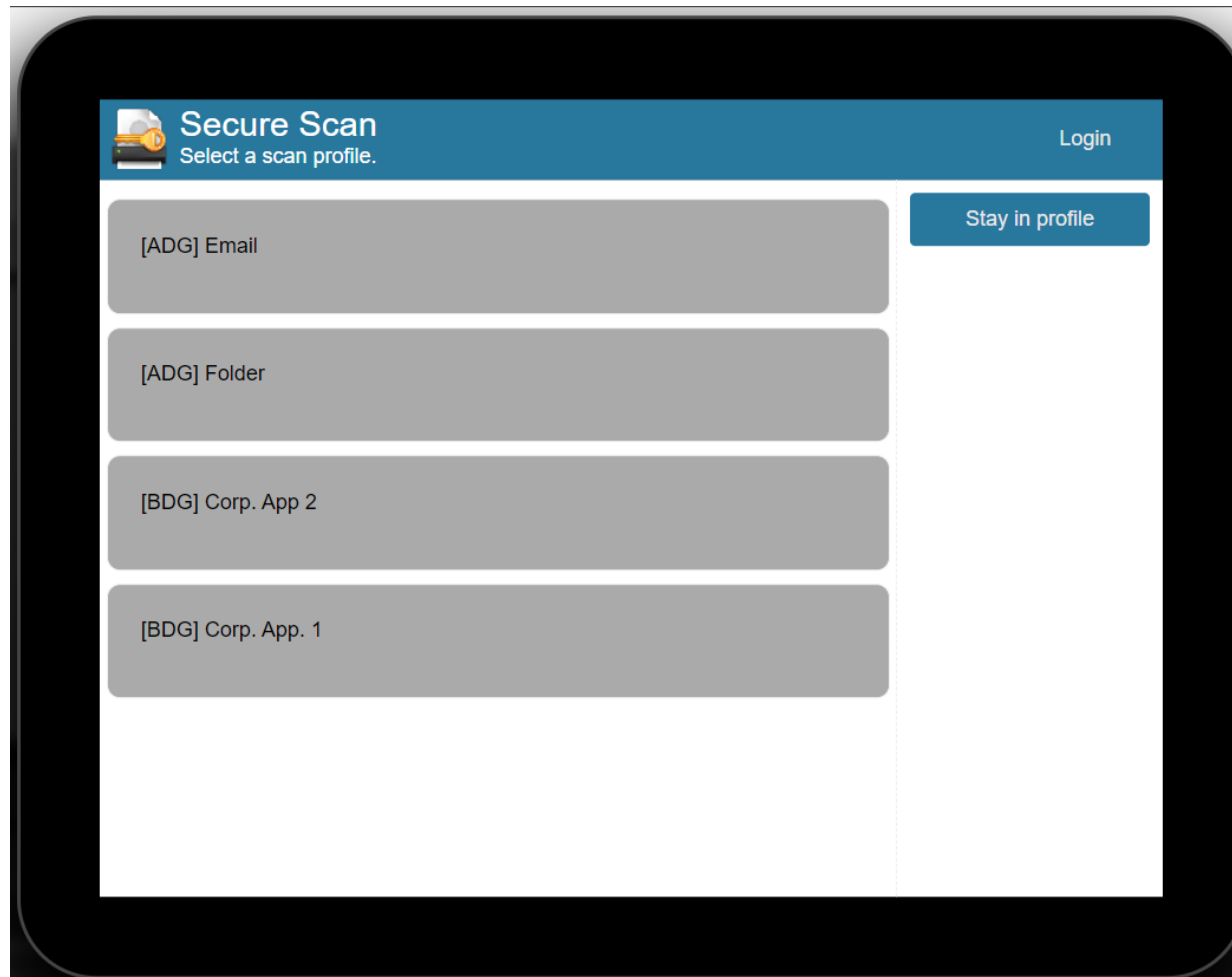
- No card readers required
- User uses mobile phone to authenticate (associate MFP to User in custom database)
  - Scan to Folder and Mail profiles automatically prepared on user logon
  - User session expires after a configurable time



# MFPsecure/Scan + Web-Service

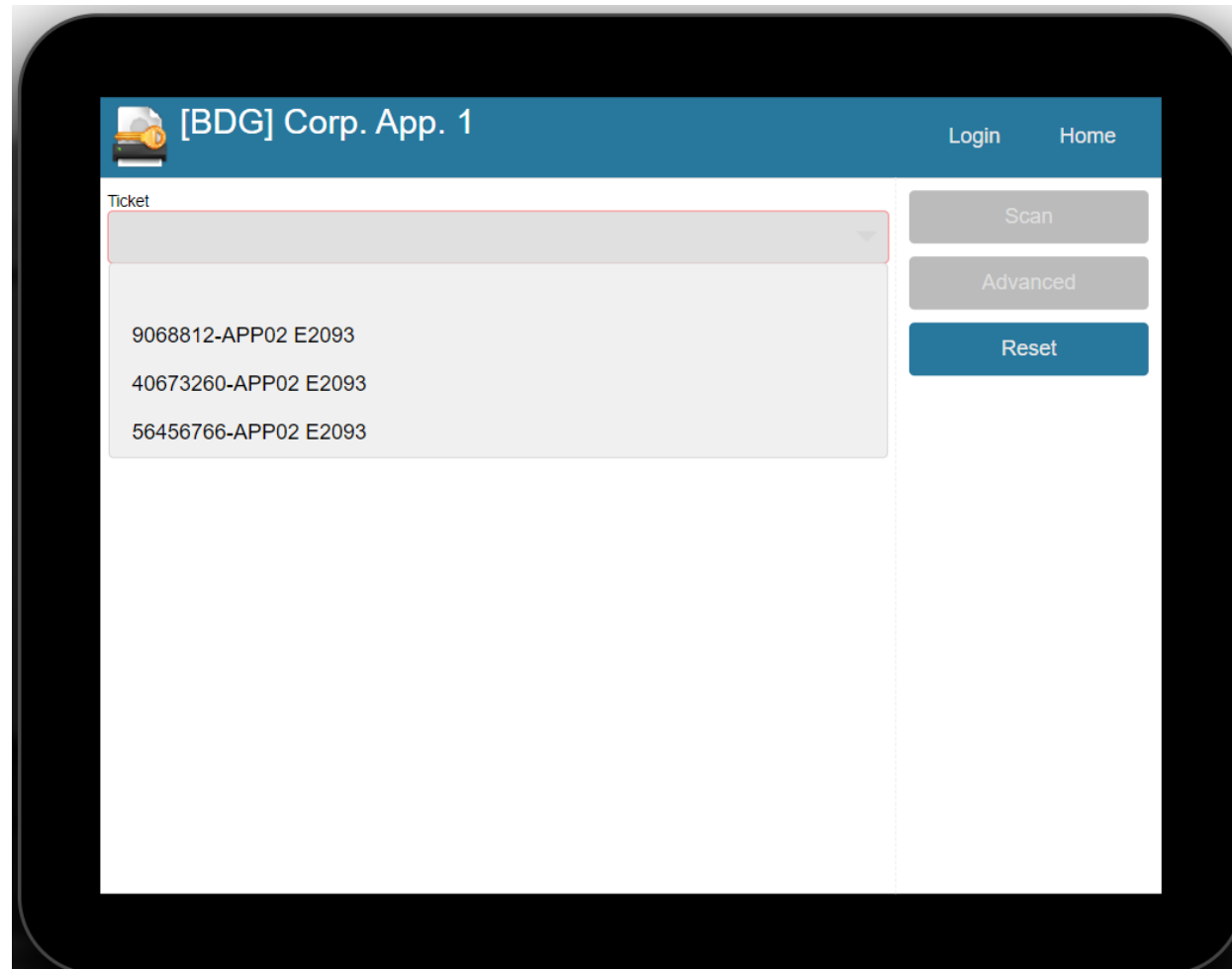


# MFPsecure/Scan Workflows



- All scan profiles are visible for users. No need to do a standard login
- Mobile phone NFC app associates User to MFP
- After swiping their phone over the attached NFC tag, the phone application invokes the User to MFP association method

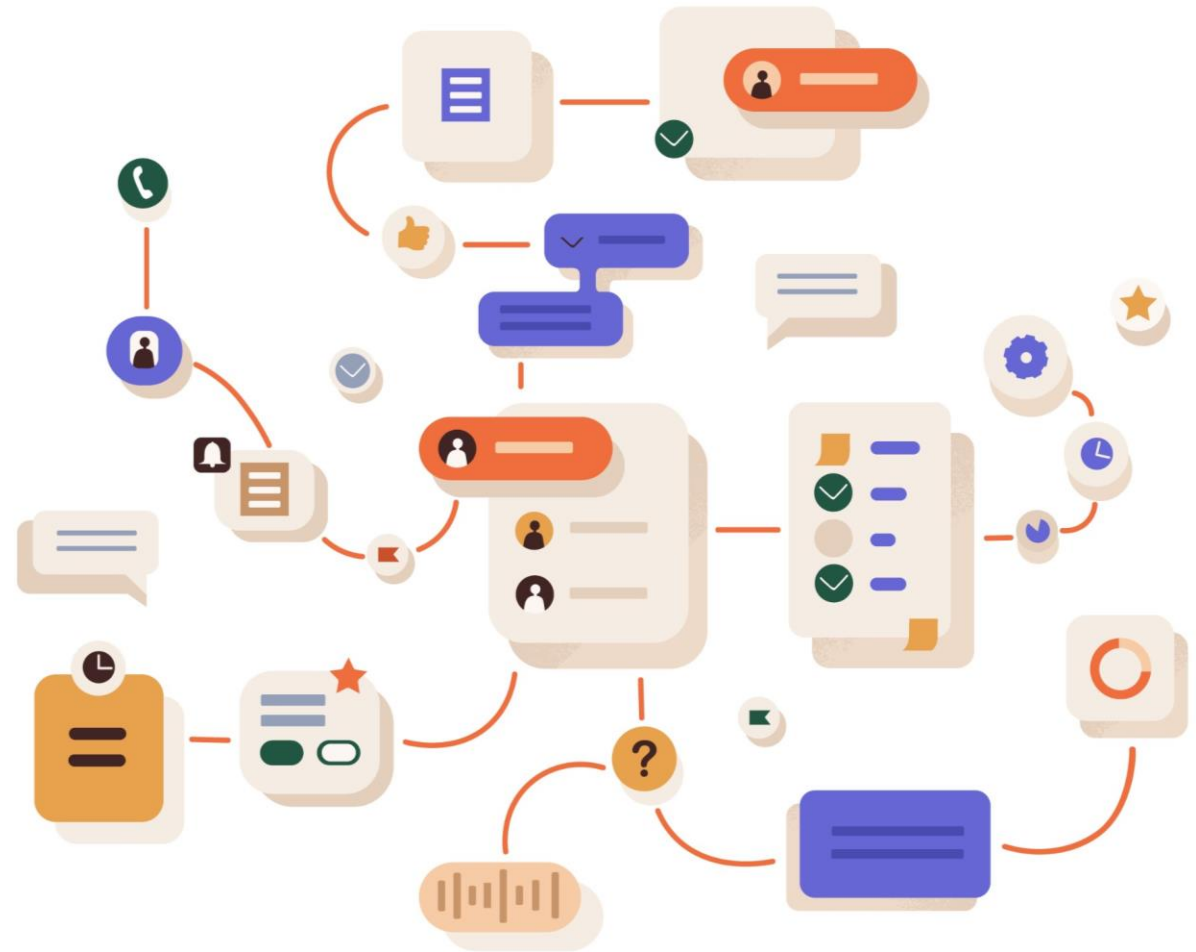
# MFPsecure/Scan Corporate App Tickets



- Also requires the user-device association
- Only tickets assigned to user are shown
- The SQL query field fetches the ticket details from database ticket
- Tickets not consumed after a predefined time are deleted automatically

# Conclusions

- Migration from existing scanning solutions can be seamless with LRS
- The ability to enhance current workflows is possible with MFPsecure/Scan
- Complex workflow requirements can easily be managed





# Questions?



**LRS**<sup>®</sup>

*OUTPUT MANAGEMENT*

**Thank You**