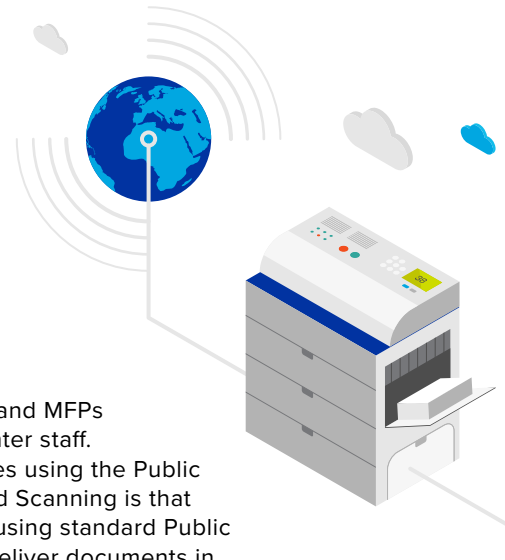


WHAT IS


INTERNET PRINTING AND SCANNING?



In a typical corporate environment, user workstations, application servers, printers, and MFPs are linked via WAN, LAN, and VPN connections that are usually managed by data center staff. By contrast, Internet Printing and Scanning connects all computing and print resources using the Public Internet rather than a private corporate network. A key benefit of Internet Printing and Scanning is that workers, applications, and print devices can exist in separate network environments using standard Public Internet connections rather than a costly private network. They can print, scan, and deliver documents in a flexible, secure manner while still allowing corporate IT staff to maintain control of the environment.

Why should I consider Internet Printing and Scanning?

Using the Public Internet offers ultimate flexibility and mobility to your end-users without requiring any special software or hardware — today's end users usually have at least one Internet-enabled computing device. Companies are faced with the growing need to support flexible work modes for an ever-evolving workforce. These include new scenarios like work from home (WFH), remote office/hotelling, mobile workforce, or any combination of these. Internet Printing and Scanning provides a practical, flexible, and secure solution for these workers to print and use the documents they need.



Benefits of Internet Printing and Scanning



Save Money

Eliminate network expenses related to leased lines, WAN expansion, and VPN software and hardware.



Reduce Complexity

Manage your external users' print jobs and devices just like those of your internal users and improve administrators' ability to control and troubleshoot jobs.



Improve Security

Robust encryption can protect documents while at rest on your server, as they are moving across the open Internet and in the remote location where the printers reside.

LRS® Output Management and Internet Printing & Scanning



Our goal is simple:

Support every print and scan feature and function offered today in the private corporate network environment while enabling organizations to leverage the universally available Public Internet. Customers have the flexibility to combine internal and public networks in a hybrid model, as some work processes are better suited to Internet Printing, and others function best in a traditional network model.



Real-world Internet Printing & Scanning Scenarios

Push Printing

Users can quickly find and print from desktop apps.



Remote Office

Internet Connected Only

3rd Party Application Printing

Push print from apps running at partners & affiliates.



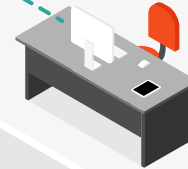
Pull Printing

Securely print queued documents with a simple badge tap.



Business Application Printing

Pull print business documents from a secure output queue.



MFP Scan Workflow

Initiate scan workflows using embedded LRS® software client.

Home Office



Desktop Printing

Extend IT print audit/compliance to local user desktops.



Mobile Device Scanning


Scan documents with any camera-equipped mobile device.



Business Application Printing

Securely print from business apps to home printers via HTTPS.

Roaming



Printing from a Laptop

Print from connected laptops to local printers with full tracking.



Printing from a Mobile Device

Print from wireless mobile devices to secure pull print queues.



Mobile Device Scanning

Scan documents with any camera-equipped mobile device.



Authentication Options



LDAP, Active Directory and Azure AD



SQL Server (for card/badge registration)

Securing Internet Printing and Scanning

The LRS® Internet Printing and Scanning solution leverages commonly used networking standards, including:



IPPS print protocol for secure printing on the remote LAN.



HTTPS for secure data transmission to the remote LAN.



IPP and ZPL print protocols for processing of various data types and devices.

Next steps...

To learn more about how **Internet Printing and Scanning** could work for your organization, please visit our website: www.lrsoutputmanagement.com or email us at eoinfo@lrs.com

